



## **Fiscal Years 2020-21 & 2021-22**

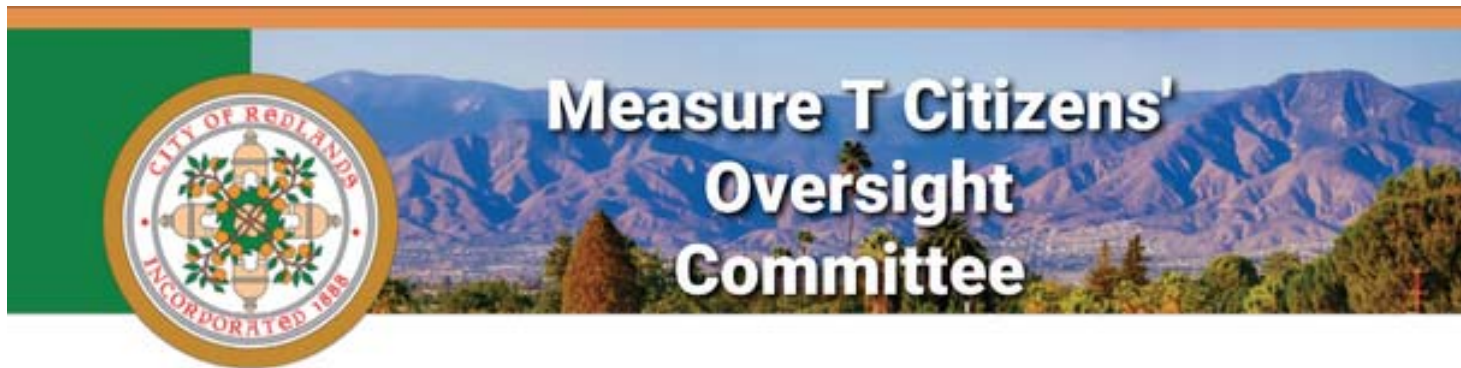
Presentation on the City Manager's Proposed Budget  
Measure T

May 19, 2021



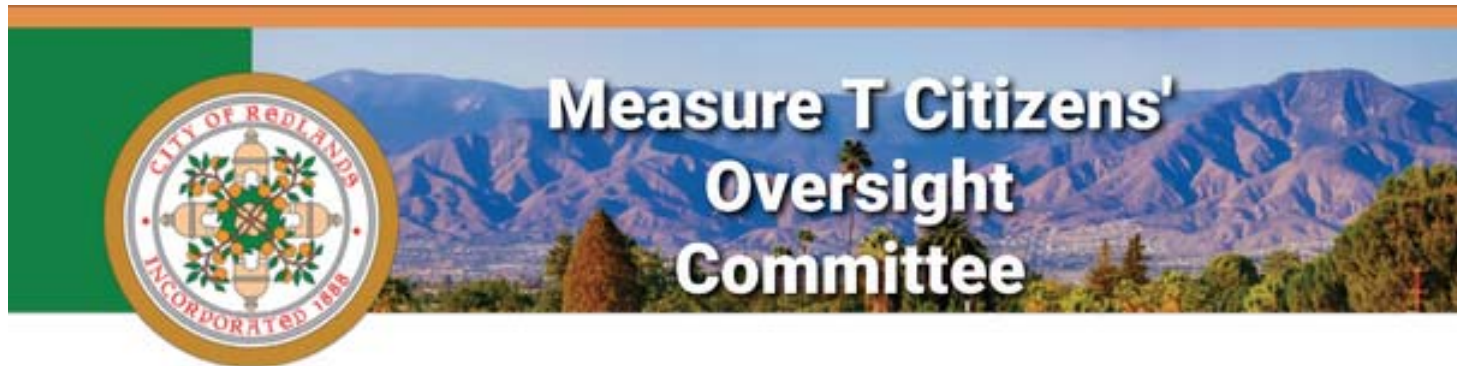
## OVERVIEW

- This time last year: FY 2020 – cuts leading to bigger cuts in FY 2021
- Status today: FY 2021 – better than projected
- Next fiscal year: FY 2022
- Rebuild / Restore
- Seek Public Input, Prioritize, Plan, Create a Vision
- Two year budget: FY 2023 – FY 2024
- Six year outlook: FY 2023 – FY 2028
- Set Goals, Realize our Vision, Achieve results



### **Ballot Language:**

“To provide funding for safety services, fire protection, paramedics, 911 emergency response, addressing homelessness, police patrols and crime prevention, maintaining library services, parks, sidewalks and roads, keeping public areas well-maintained and other general services; shall the City of Redlands’ measure establishing a one-cent sales tax be adopted, providing \$10.7 million annually for city services until ended by voters, requiring a citizen oversight committee, independent audits, and all funds controlled locally?”



Overview of the Committee's Duties & Responsibilities:

***RMC 2.72.050***

*The committee shall advise the City Council regarding the use of Measure T revenue according to the priorities set forth in each fiscal year adopted budget.*

***Most common functions:***

- To ensure that the expenditures of City resources related to the new tax reflect Council and community priorities
- To review financial reporting information, issue an annual report, and focus on 'budget to actuals'.



### Fiscal Year 2020-21

**Revenue Projections (April 1 to June 30):**                    \$ 2,970,127

**Planned Spending:**

Mid-Year Additions (critical staffing, contract services):                    849,500

Subsequent Additions (capital improvements, equip.):           2,120,900

**\$ 2,970,400**





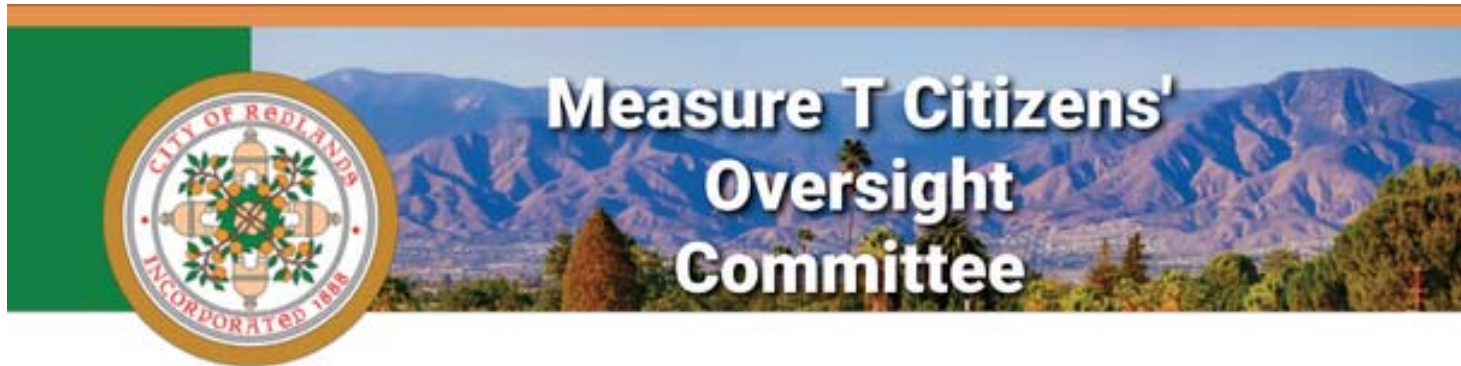
### **Mid-Year Additions (detail):**

Restore 2 Police Dept. positons (partial year costs)	\$ 75,000
Restore capital leases for Police vehicles	323,500
Restore 4 firefighter/paramedic positons (partial year costs)	151,000
Restore capital leases for Fire vehicles	61,000
Restore 2 FCS positions (partial year costs)	28,500
Restore most critical contract services for general maintenance	<u>210,500</u>
	<b>\$ 849,500</b>



## Subsequent Additions (detail):

Police Department Specialized Vehicle & Facility Improvements	\$ 570,000
Park Infrastructure Improvements	390,000
Library Facility Repairs and Capital Improvements	370,000
Animal Shelter Facility Improvements	30,000
Fire Station Mechanical & Security Enhancements	<u>760,900</u>
	<b>\$ 2,120,900</b>



### Fiscal Year 2021-22

**Revenue Projections (July 1 to June 30):**                    **\$ 13,041,679**

**Planned Spending:**

Additional staffing cuts from FY 2020-21 restored:                    2,234,000

Non-staffing cuts from FY 2020-21 restored:                    2,238,000

Service level enhancements:                    1,040,000

Capital / Additions to Reserves:                    7,530,000

**\$ 13,042,000**





## **Additional Staff Cuts from FY 2020-21 Restored (detail):**

- 11 full & 8 part time Police Dept. positions, including 5 police officers
- 2 full time & 2 part time positions in the Library (full hours restored)
- 2 full time positions in the Fire Dept.
- 8 full time positions across remaining departments

\$ 2,234,000



## **Non-staffing Cuts from FY 2020-21 Restored (detail):**

Police Department:

- Equipment Leases, IT Equipment & Contract Services

Capital leases & contractual services:

- Parks, Streets, Trees, etc.

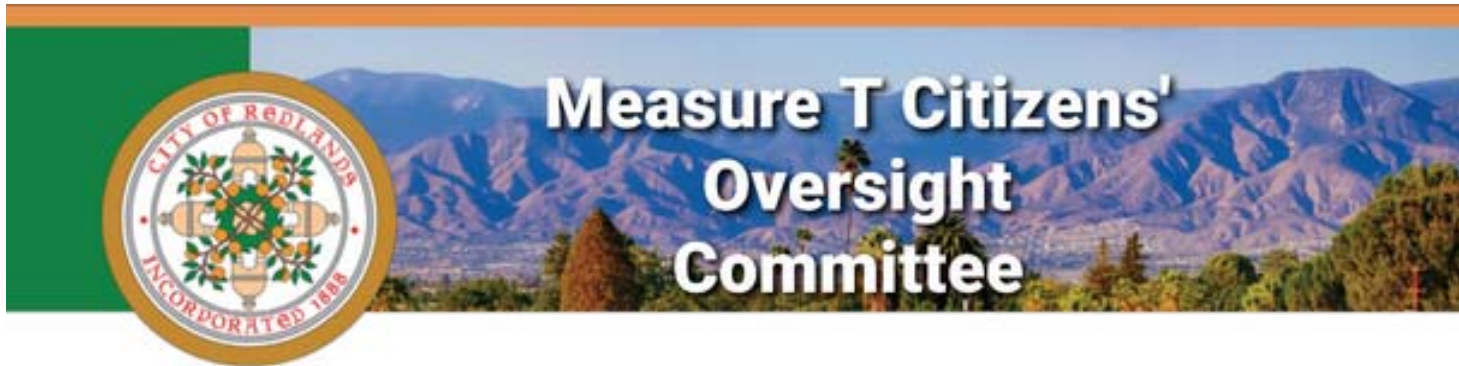
\$ 2,238,000



### **Service Level Enhancements (detail):**

- Addition of Police & Fire Department staff
- Addition of staffing in Recreation & Senior Services and Administrative Support
- Police Department Body-Worn Camera System

**\$ 1,040,000**



**Capital / Additions to Reserves / Service Enhancement (detail):**

Tree Trimming for 25% of City Trees	\$ 1,000,000
Purchase of 3 Fire Trucks	3,000,000
Addition of Reserve for ADA/Sidewalks	1,000,000
Addition of Public Safety / Homelessness Reserve	<u>2,530,000</u>
	<b>\$ 7,530,000</b>



## Fiscal Year 2021-22 Budget Schedule:

Date	Item
<del>Wednesday, May 5</del>	<del>Distribution of proposed budget to City Council</del>
<del>Thursday, May 6</del>	<del>Council Budget Workshop for Department Budget Presentations</del>
<del>Tuesday, May 18</del>	<del>Budget presentation at regular City Council Meeting</del>
Wednesday, May 19	Measure T Oversight Committee
Tuesday, June 1	Continued budget discussion and possible adoption at regular City Council Meeting
Tuesday, June 15	Continued budget discussion and possible adoption at regular City Council Meeting (if needed)





**Questions?**

