



Citrus Estates

Redlands, CA



Design Review

Sheet Index		
Cover		
Streetscene		SS
Plan 1 5525-1 Floor Plan A - Spanish		1
Plan 1 5525-1 Floor Plan Options		2
Plan 1 5525-1 Front Elevations		3
Plan 1 5525-1 A Elevations - Spanish		4
Plan 1 5525-1 A Elevations Enhanced		5
Plan 1 5525-1 A Elevations Options		6
Plan 1 5525-1 Floor Plan B - Prairie		7
Plan 1 5525-1 B Elevations - Prairie		8
Plan 1 5525-1 B Elevations Enhanced		9
Plan 1 5525-1 B Elevations Options		10
Plan 1 5525-1 Floor Plan C - Craftsman		11
Plan 1 5525-1 C Elevations - Craftsman		12
Plan 1 5525-1 C Elevations Enhanced		13
Plan 1 5525-1 C Elevations Options		14
Plan 1 5525-1 Roof Plan		15
Plan 2 5535-1 Floor Plan A - Spanish		16
Plan 2 5535-1 Front Elevations		17
Plan 2 5535-1 A Elevations - Spanish		18
Plan 2 5535-1 Floor Plan B - Prairie		19
Plan 2 5535-1 B Elevations - Prairie		20
Plan 2 5535-1 Floor Plan C - Craftsman		21
Plan 2 5535-1 C Elevations - Craftsman		22
Plan 2 5535-1 Roof Plan		23
Plan 3 5537-1 Floor Plan A - Spanish		24
Plan 3 5537-1 Front Elevations		25
Plan 3 5537-1 A Elevations - Spanish		26
Plan 3 5537-1 Floor Plan B - Prairie		27
Plan 3 5537-1 B Elevation - Prairie		28
Plan 3 5537-1 Floor Plan C- Craftsman		29
Plan 3 5537-1 C Elevations - Craftsman		30
Plan 3 5537-1 Roof Plan		31
Plan 4 5539-1 Floor Plan A - Spanish		32
Plan 4 5539-1 Front Elevations		33
Plan 4 5539-1 A Elevations - Spanish		34
Plan 4 5539-1 Floor Plan B - Prairie		35
Plan 4 5539-1 B Elevation - Prairie		36
Plan 4 5539-1 Floor Plan C - Craftsman		37
Plan 4 5539-1 C Elevations - Craftsman		38
Plan 4 5539-1 Roof Plan		39

Date: OCTOBER 18, 2021



PLAN 1A | 5525-1
SPANISH



PLAN 2B | 5535-1
Prairie



PLAN 3C | 5537-1
Craftsman



PLAN 4B | 5539-1
Prairie



PLAN 1 (5525-1) ■ 2,550 SQ. FT.

CITRUS ESTATES (REDLANDS 38)

(c) Copyright 2021 PulteGroup, Inc. Note: Colors in this rendering may not be accurately represented due to printing. Please refer to the actual paint chips in the DR package.

September 22, 2021

STREETSCENE

SS



1A - SPANISH
Color Scheme 4




1C - Craftsman
Color Scheme 10



1B - Prairie
Color Scheme 6

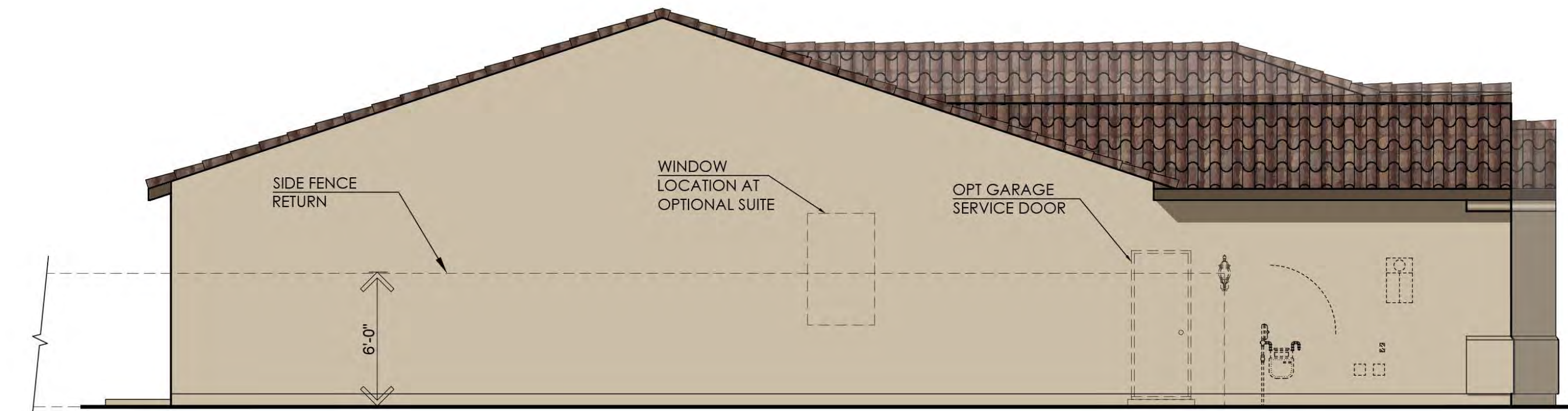
T/O RIDGE
+17'-4"
Exterior Materials

- A. STUCCO
- B. CONCRETE TILE ROOFING
- C. DECORATIVE SHUTTERS
- D. DECORATIVE GABLE ACCENTS
- E. OPTIONAL WINDOWS AT GARAGE DOOR
- F. STUCCO WINDOW TRIM
- G. STANDARD COACH LIGHTS
- H. DISTINCT "A" ELEVATION GARAGE DOOR PATTERN
- I. DISTINCT "A" ELEVATION ENTRY DOOR
- J. DISTINCT "A" ELEVATION WINDOW GRIDS



Front Elevation 'A' - Spanish

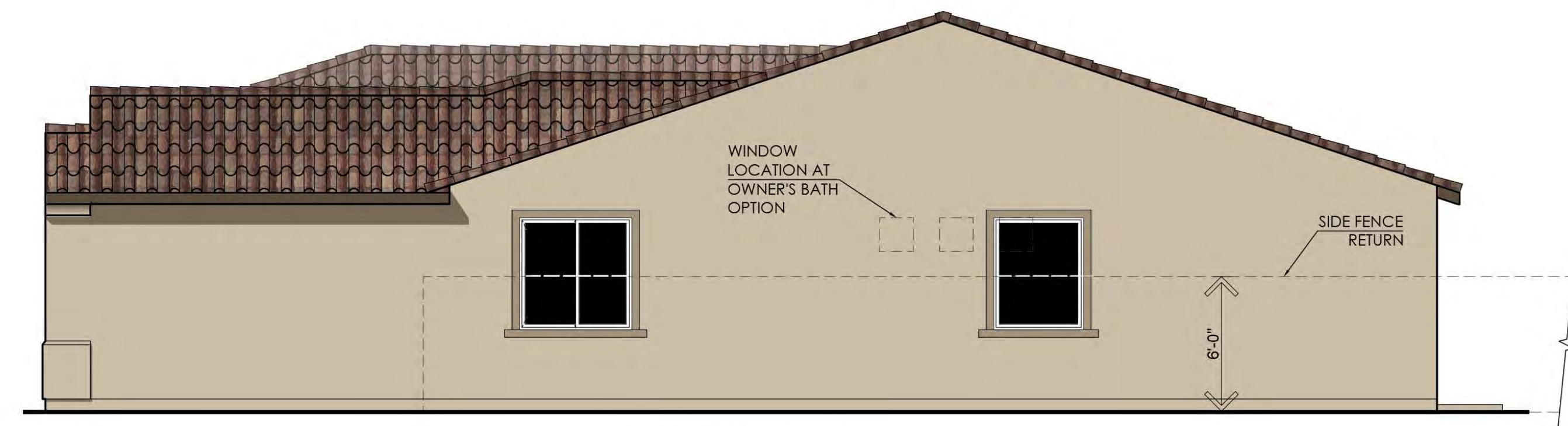
COLORS IN THIS RENDERING MAY NOT BE ACCURATELY REPRESENTED DUE TO PRINTING. PLEASE REFER TO THE ACTUAL PAINT CHIPS IN THE DR PACKAGE.



Left Elevation



Rear Elevation



Right Elevation

1/0 RIDGE
+17'-2"

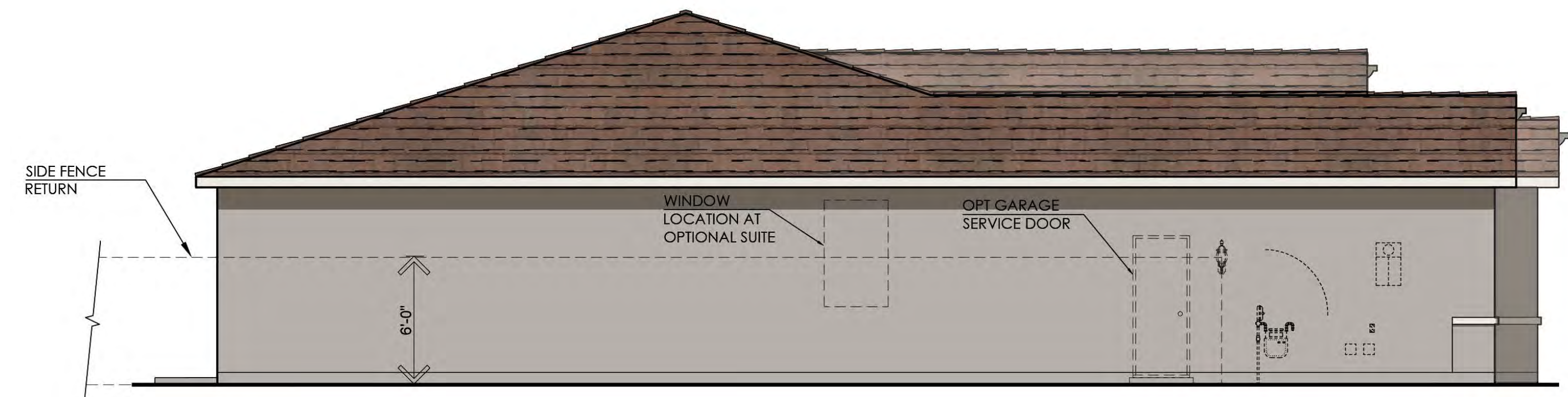
Exterior Materials

- A. STUCCO
- B. CONCRETE TILE ROOFING
- C. DECORATIVE SHUTTERS
- D. DECORATIVE ACCENTS
- E. OPTIONAL WINDOWS AT GARAGE DOOR
- F. STUCCO WINDOW TRIM
- G. STANDARD COACH LIGHT
- H. DISTINCT "B" ELEVATION GARAGE DOOR PATTERN
- I. DISTINCT "B" ELEVATION ENTRY DOOR
- J. DISTINCT "B" ELEVATION WINDOW GRIDS

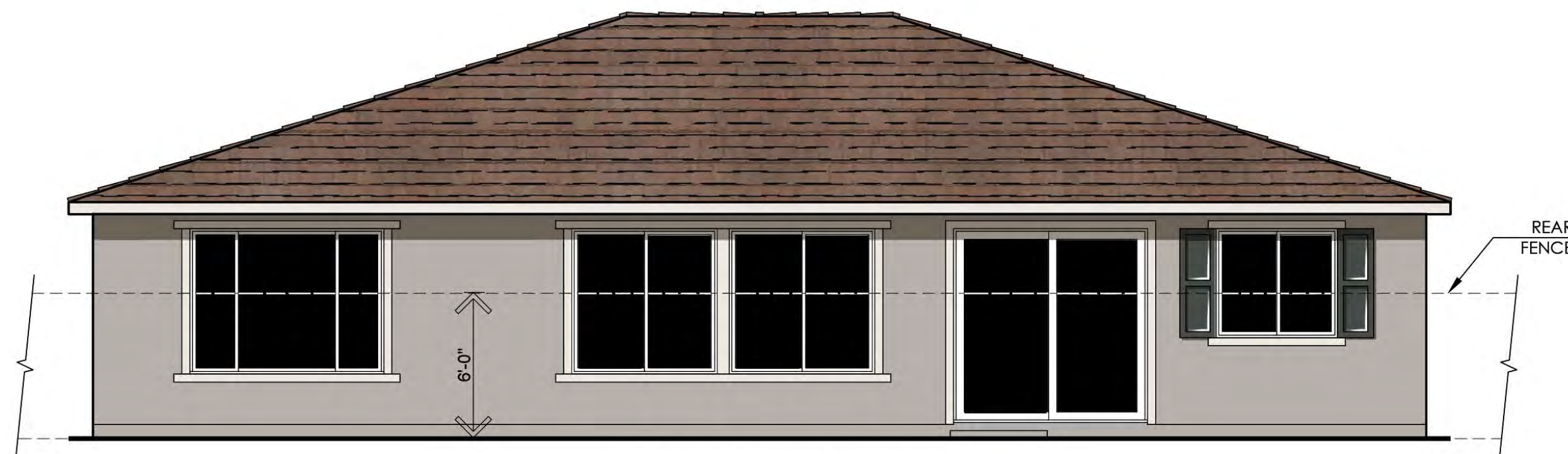


Front Elevation 'B' - Prairie

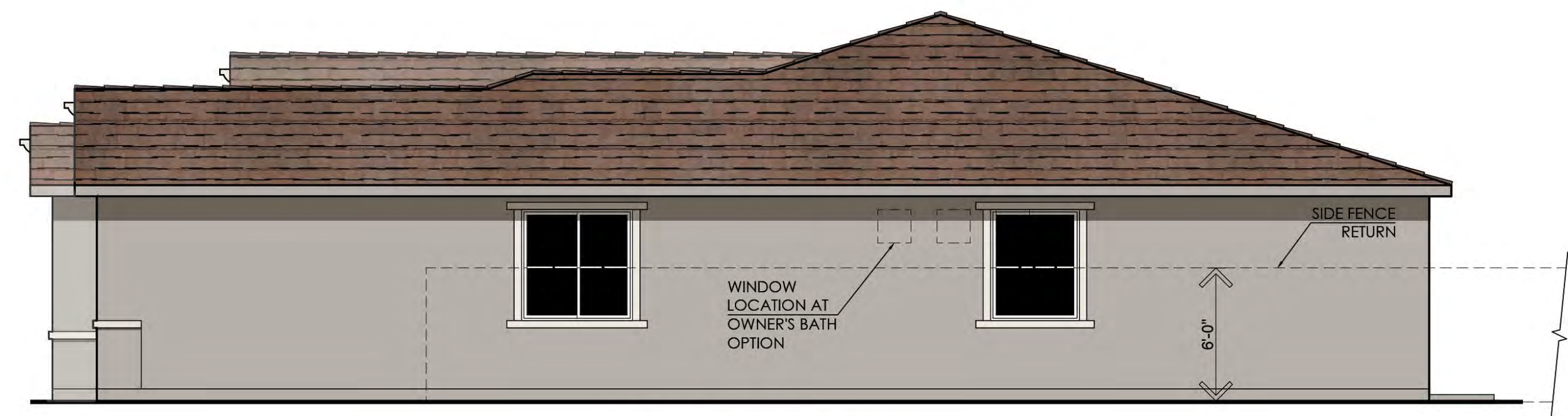
COLORS IN THIS RENDERING MAY NOT BE ACCURATELY REPRESENTED DUE TO PRINTING. PLEASE REFER TO THE ACTUAL PAINT CHIPS IN THE DR PACKAGE.



Left Elevation



Rear Elevation



Right Elevation



PLAN 1 (5525-1) ■ 2,550 SQ. FT.

CITRUS ESTATES (REDLANDS 38)

(c) Copyright 2021 PulteGroup, Inc. Note: Colors in this rendering may not be accurately represented due to printing. Please refer to the actual paint chips in the DR package.

September 22, 2021

ELEVATION 'B'

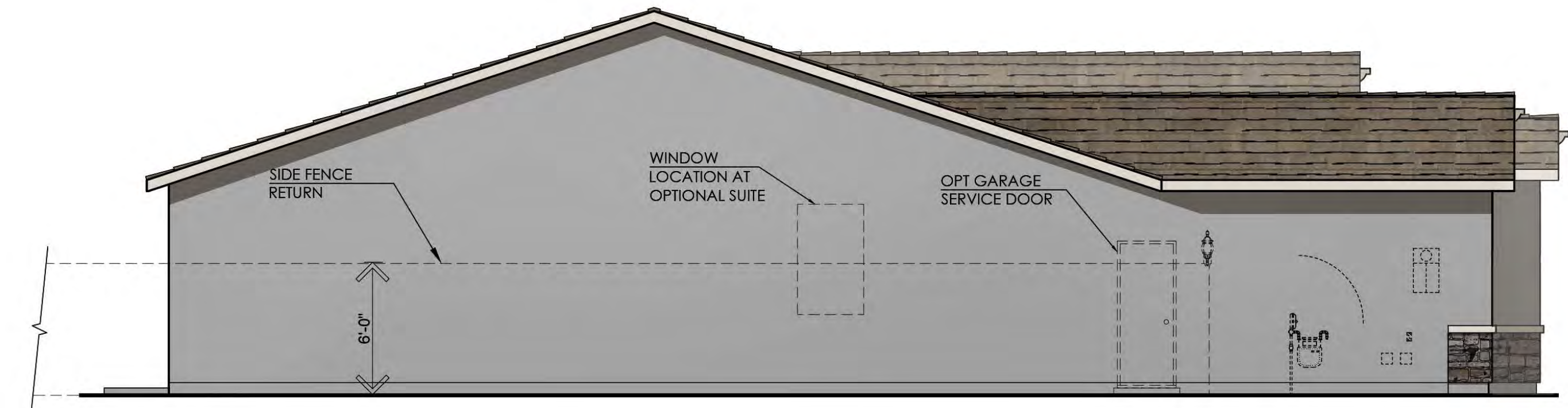
T/O RIDGE
+17'-4"
Exterior Materials

- A. STUCCO
- B. CONCRETE TILE ROOFING
- C. STONE/BRICK VENEER
- D. DECORATIVE GABLE ACCENTS
- E. STUCCO CORBEL EAVES
- F. WINDOWS AT GARAGE DOOR
- G. STUCCO WINDOW TRIM
- H. STANDARD COACH LIGHT
- I. DISTINCT "C" ELEVATION GARAGE DOOR PATTERN
- J. DISTINCT "C" ELEVATION ENTRY DOOR
- K. DISTINCT "C" ELEVATION WINDOW GRIDS



Front Elevation 'C' - Craftsman

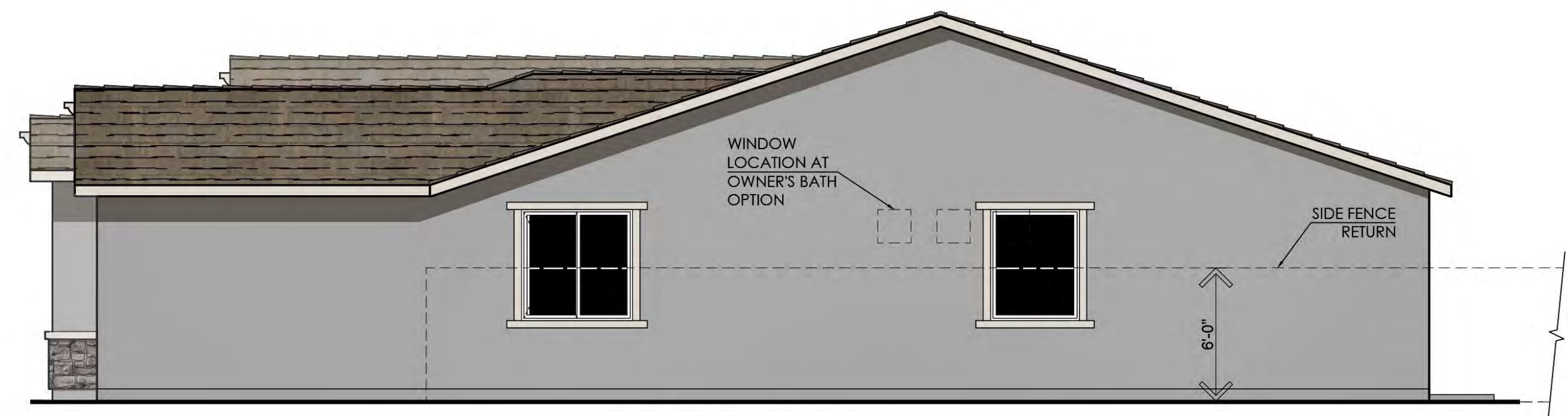
COLORS IN THIS RENDERING MAY NOT BE ACCURATELY REPRESENTED DUE TO PRINTING. PLEASE REFER TO THE ACTUAL PAINT CHIPS IN THE DR PACKAGE.



Left Elevation



Rear Elevation



Right Elevation



2A - SPANISH
Color Scheme 1



2C - Craftsman
Color Scheme 9



2B - Prairie
Color Scheme 7

T/O RIDGE
#25'-8"

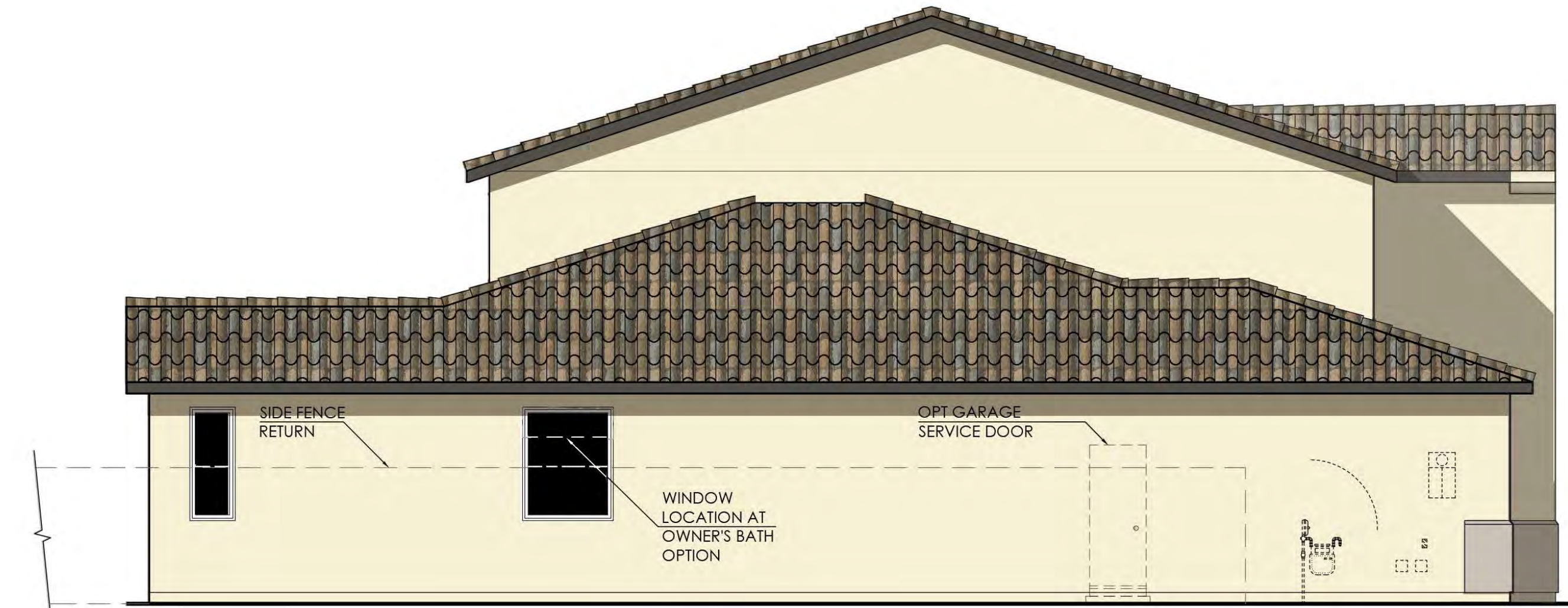
Exterior Materials

- A. STUCCO
- B. CONCRETE TILE ROOFING
- C. DECORATIVE SHUTTERS
- D. DECORATIVE GABLE ACCENTS
- E. STUCCO CORBEL EAVES
- F. OPTIONAL WINDOWS AT GARAGE DOOR
- G. STUCCO WINDOW TRIM
- H. STANDARD COACH LIGHT
- I. DISTINCT "A" ELEVATION GARAGE DOOR PATTERN
- J. DISTINCT "A" ELEVATION ENTRY DOOR
- K. DISTINCT "A" ELEVATION WINDOW GRIDS

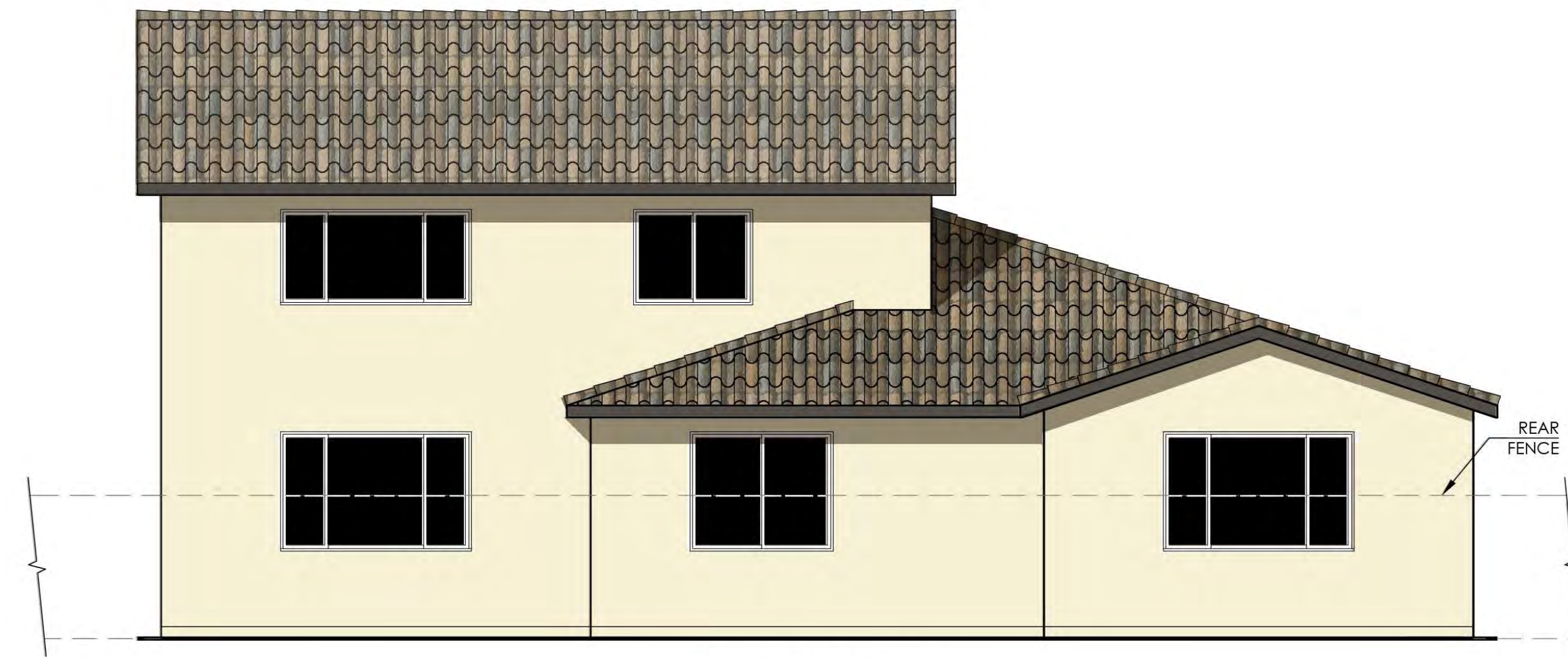


Front Elevation 'A' - Spanish

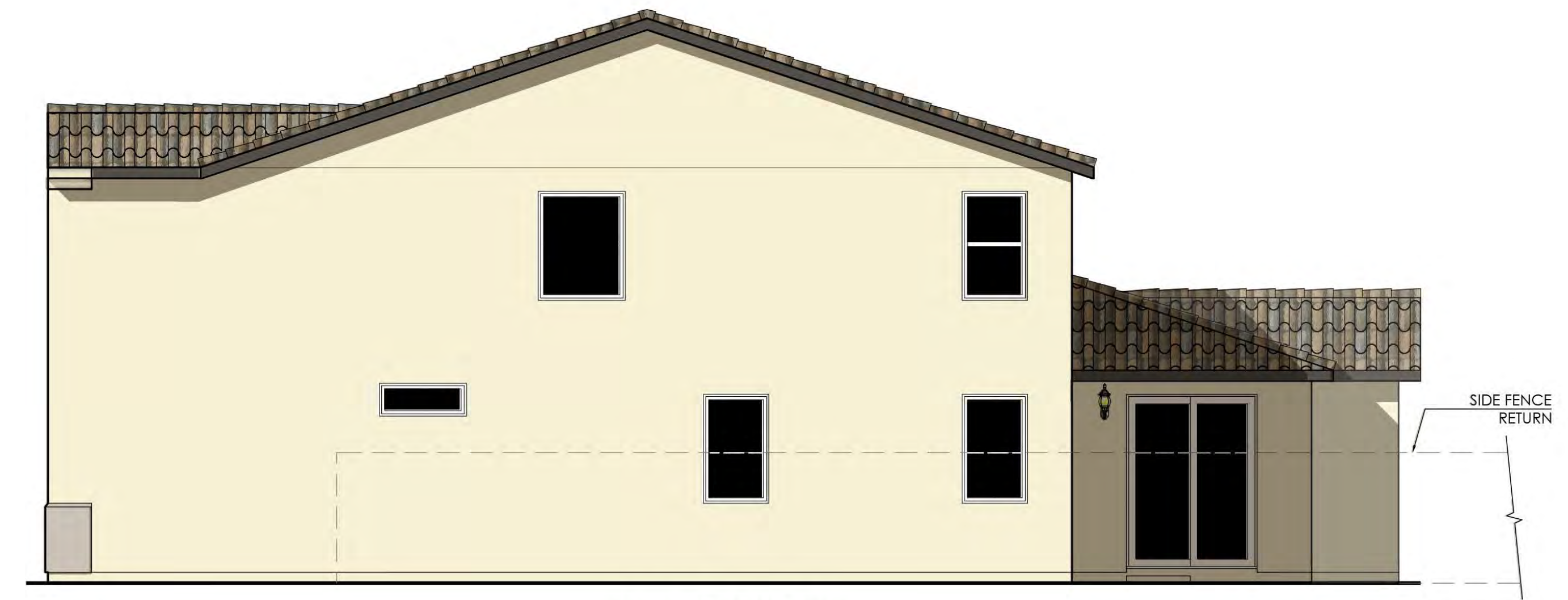
COLORS IN THIS RENDERING MAY NOT BE ACCURATELY REPRESENTED DUE TO PRINTING. PLEASE REFER TO THE ACTUAL PAINT CHIPS IN THE DR PACKAGE.



Left Elevation




Rear Elevation



Right Elevation



Enhanced Rear Elevation
with Optional Covered Patio



Enhanced Right Elevation
with Optional Covered Patio



PLAN 2 (5535-1) ■ 3,520 SQ. FT.

CITRUS ESTATES (REDLANDS 38)

(c) Copyright 2021 PulteGroup, Inc. Note: Colors in this rendering may not be accurately represented due to printing. Please refer to the actual paint chips in the DR package.

September 22, 2021

ELEVATION 'A'

1/2 RIDGE
+25'-8"

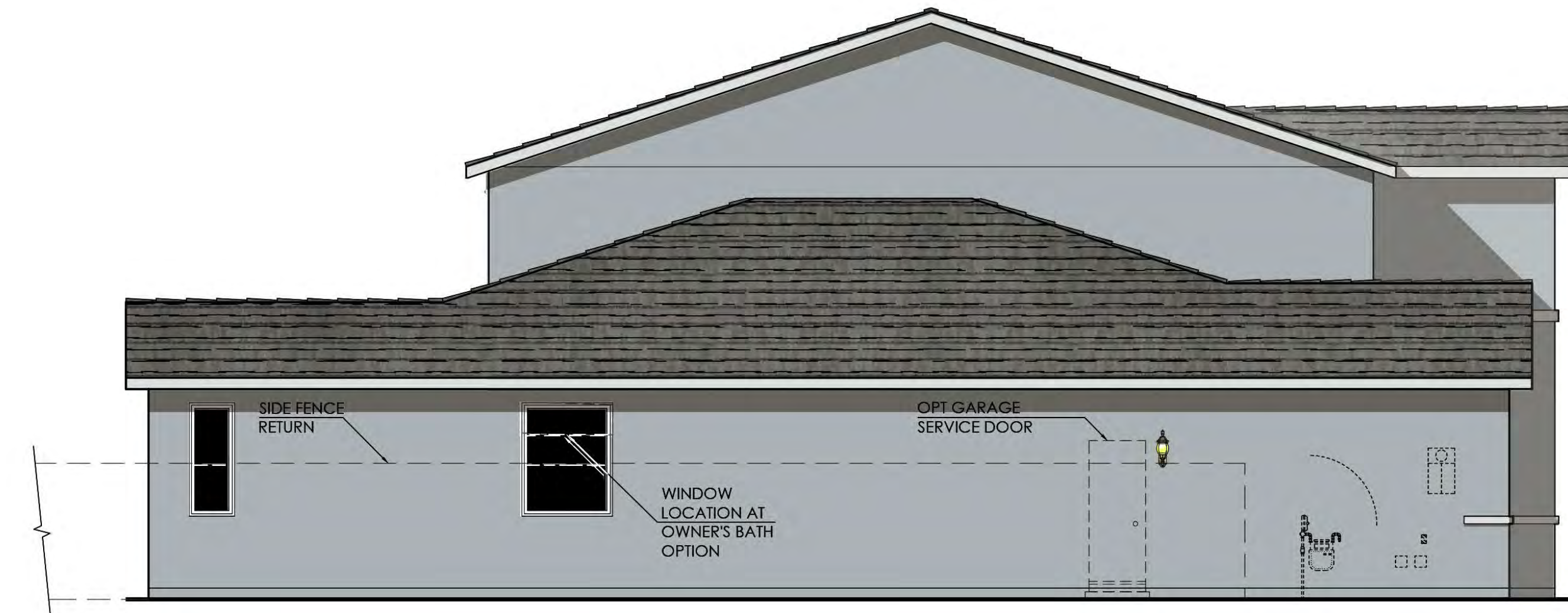
Exterior Materials

- A. STUCCO
- B. CONCRETE TILE ROOFING
- C. DECORATIVE SHUTTERS
- D. OPTIONAL WINDOWS AT GARAGE DOOR
- E. STUCCO WINDOW TRIM
- F. STANDARD COACH LIGHT
- G. DISTINCT 'B' ELEVATION GARAGE DOOR PATTERN
- H. DISTINCT 'B' ELEVATION ENTRY DOOR
- I. DISTINCT 'B' ELEVATION WINDOW GRIDS

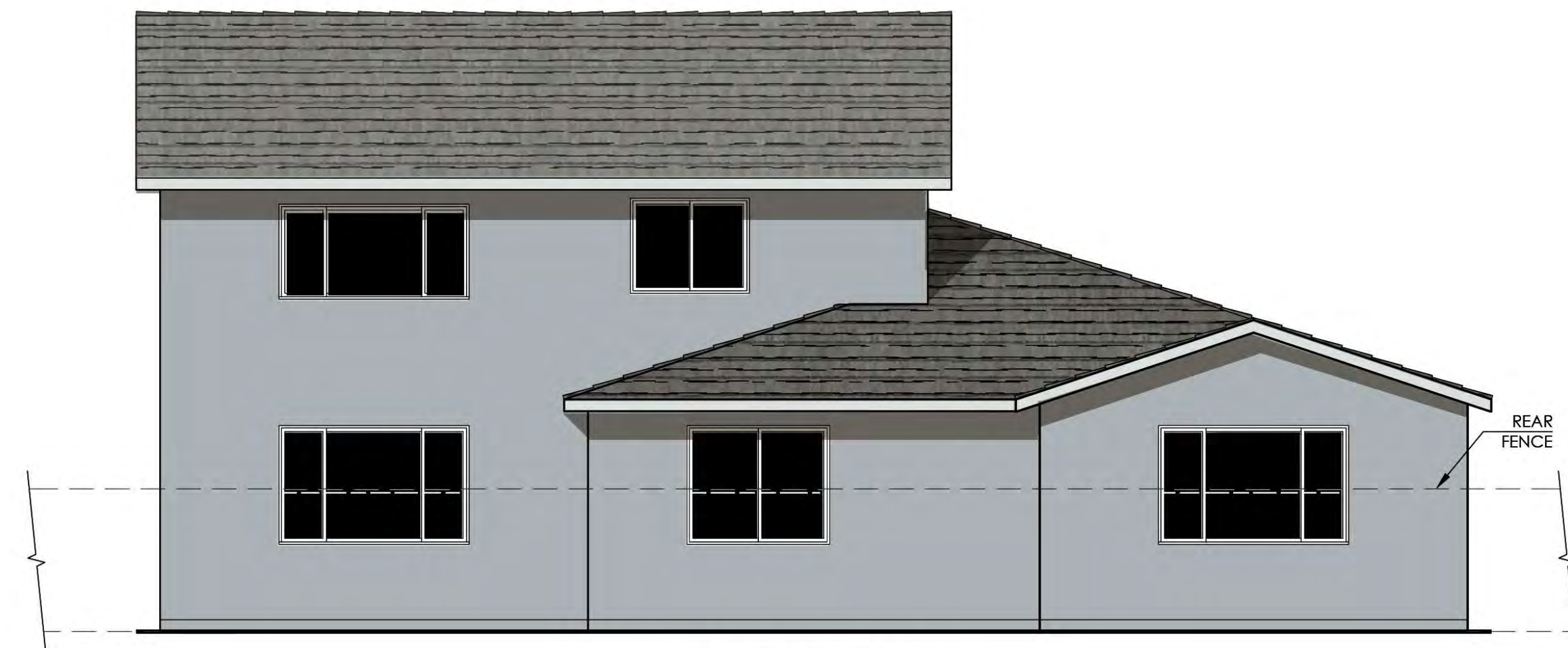


Front Elevation 'B' - Prairie

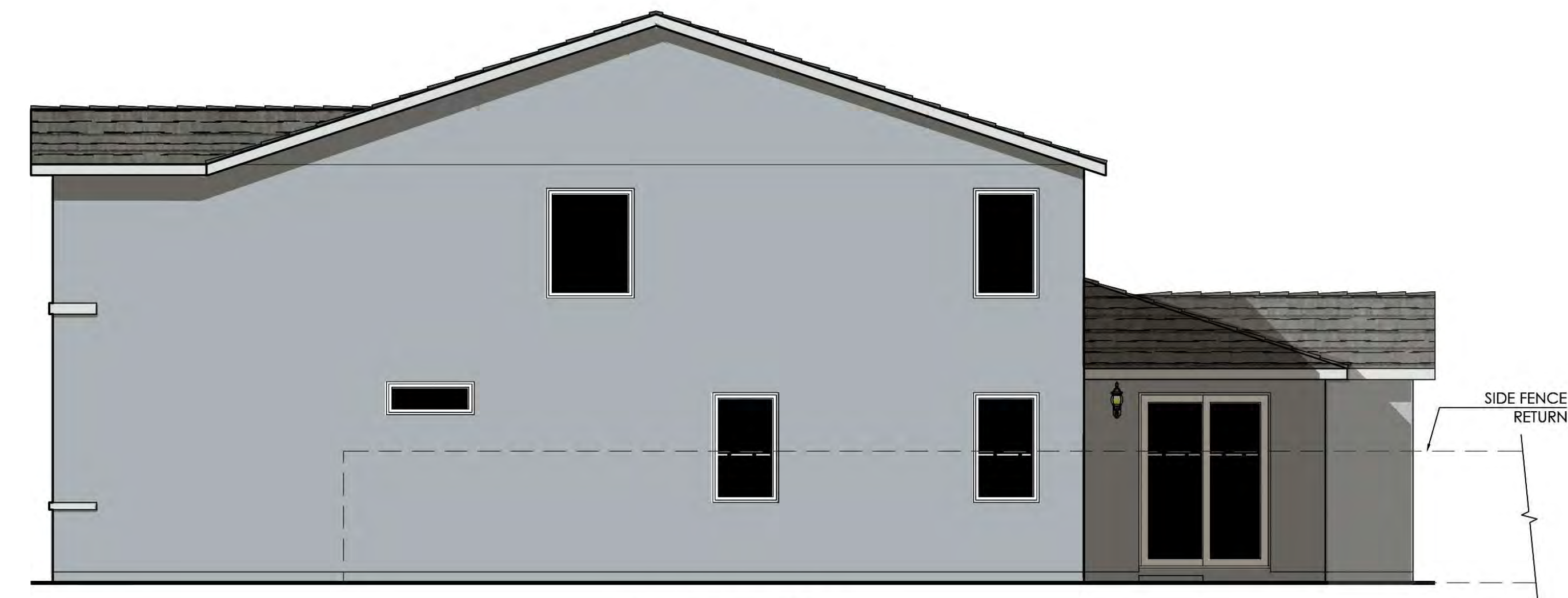
COLORS IN THIS RENDERING MAY NOT BE ACCURATELY REPRESENTED DUE TO PRINTING. PLEASE REFER TO THE ACTUAL PAINT CHIPS IN THE DR PACKAGE.



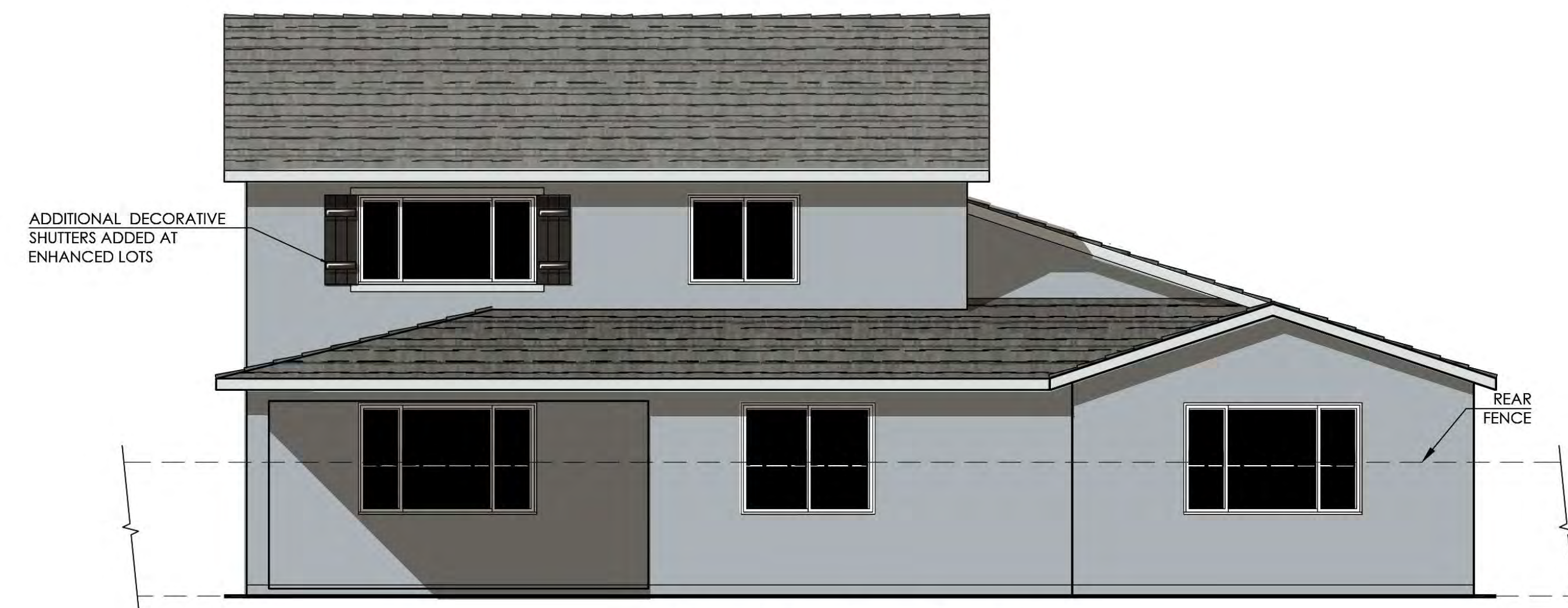
Left Elevation



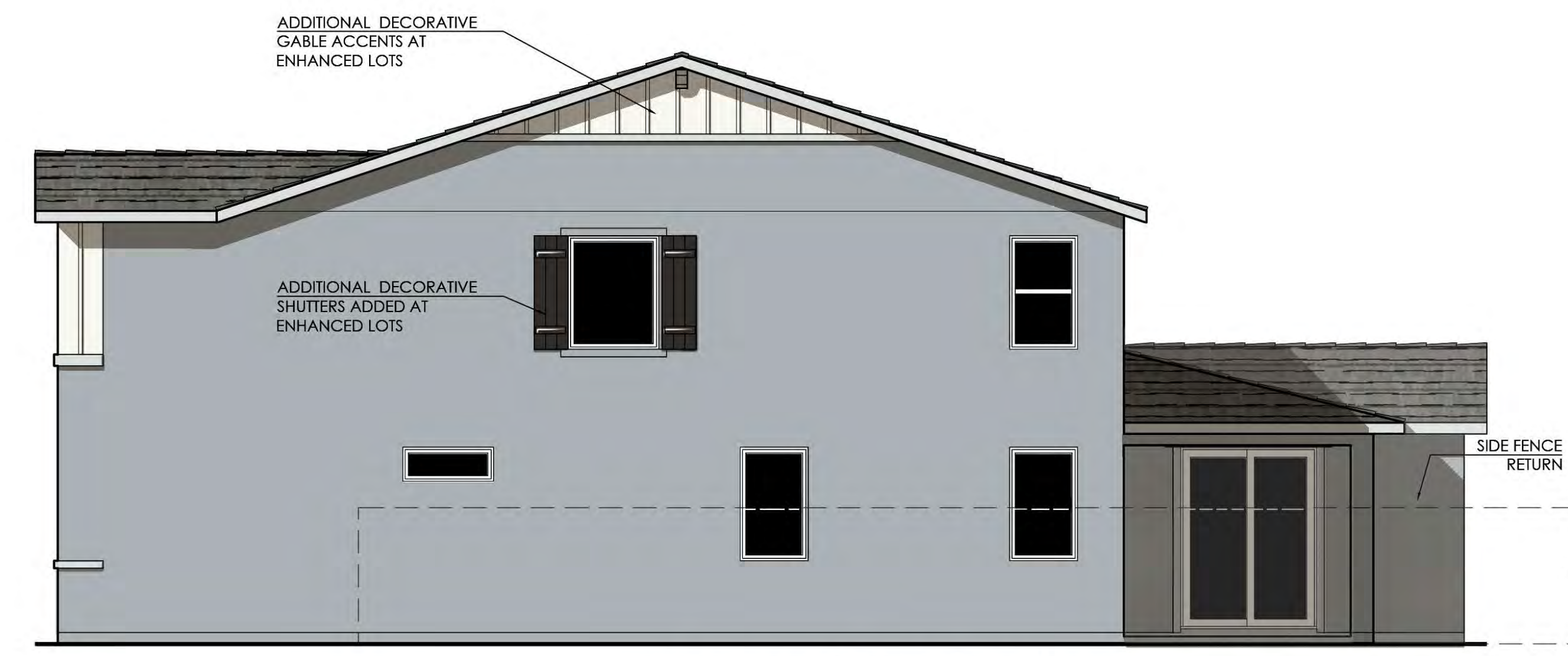
Rear Elevation



Right Elevation



Enhanced Rear Elevation
with Optional Covered Patio



Enhanced Right Elevation
with Optional Covered Patio



PLAN 2 (5535-1) ■ 3,520 SQ. FT.

CITRUS ESTATES (REDLANDS 38)

(c) Copyright 2021 PulteGroup, Inc. Note: Colors in this rendering may not be accurately represented due to printing. Please refer to the actual paint chips in the DR package.

September 22, 2021

ELEVATION 'B'

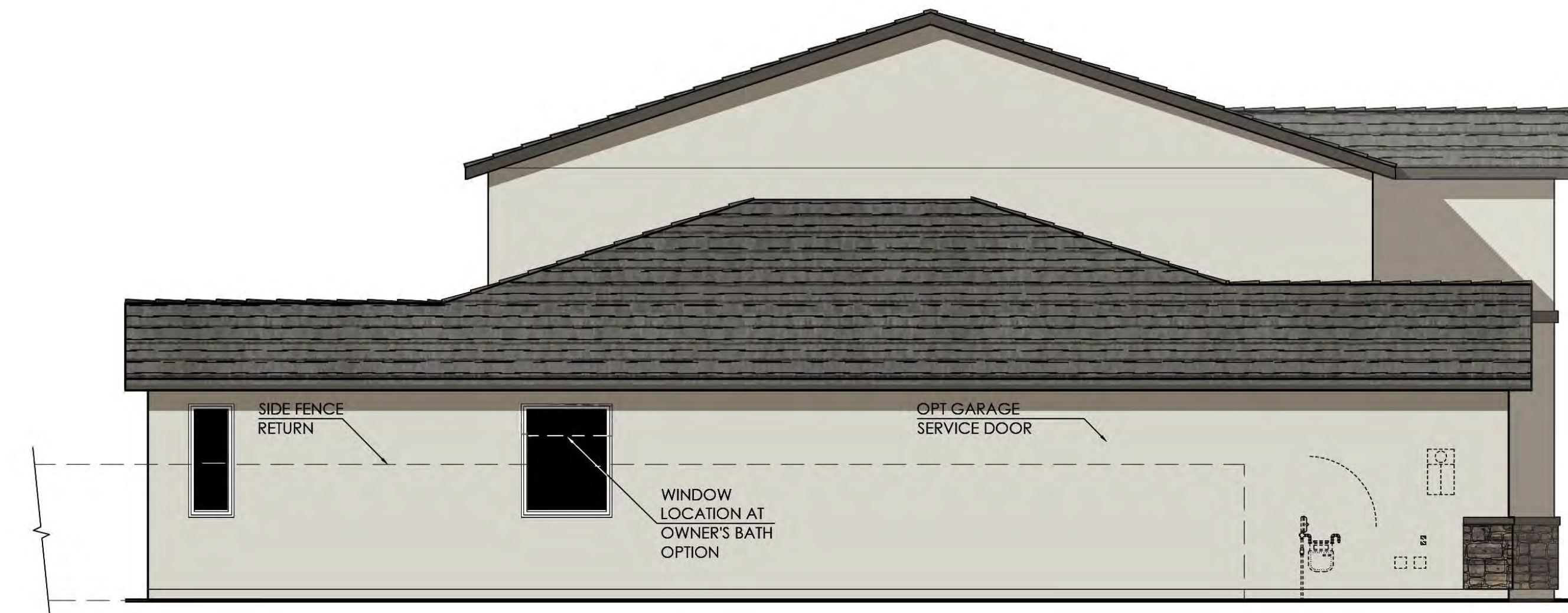
T/O RIDGE
+25'-6"
Exterior Materials

- A. STUCCO
- B. CONCRETE TILE ROOFING
- C. DECORATIVE SHUTTERS
- D. DECORATIVE GABLE ACCENTS
- E. WINDOWS AT GARAGE DOOR
- F. STUCCO WINDOW TRIM
- G. STANDARD COACH LIGHT
- H. DISTINCT "C" ELEVATION GARAGE DOOR PATTERN
- I. DISTINCT "C" ELEVATION ENTRY DOOR
- J. DISTINCT "C" ELEVATION WINDOW GRIDS



Front Elevation 'C' - Craftsman

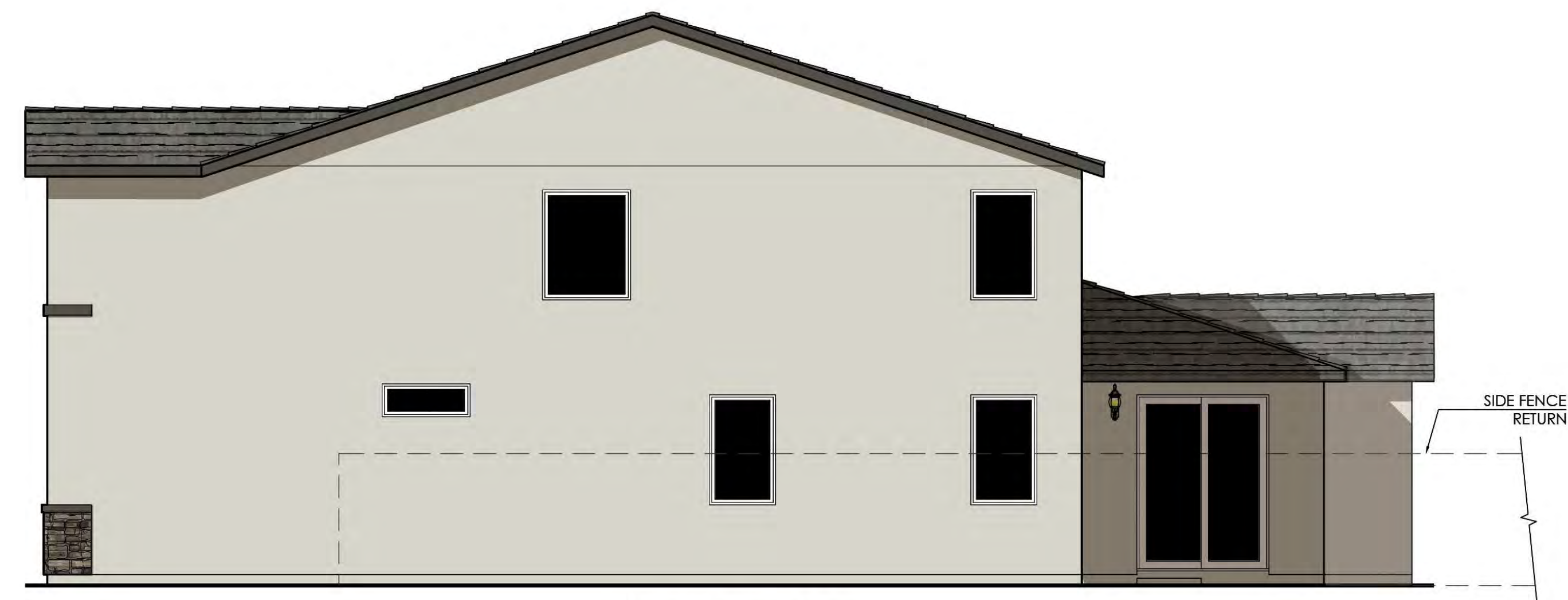
COLORS IN THIS RENDERING MAY NOT BE ACCURATELY REPRESENTED DUE TO PRINTING. PLEASE REFER TO THE ACTUAL PAINT CHIPS IN THE DR PACKAGE.



Left Elevation



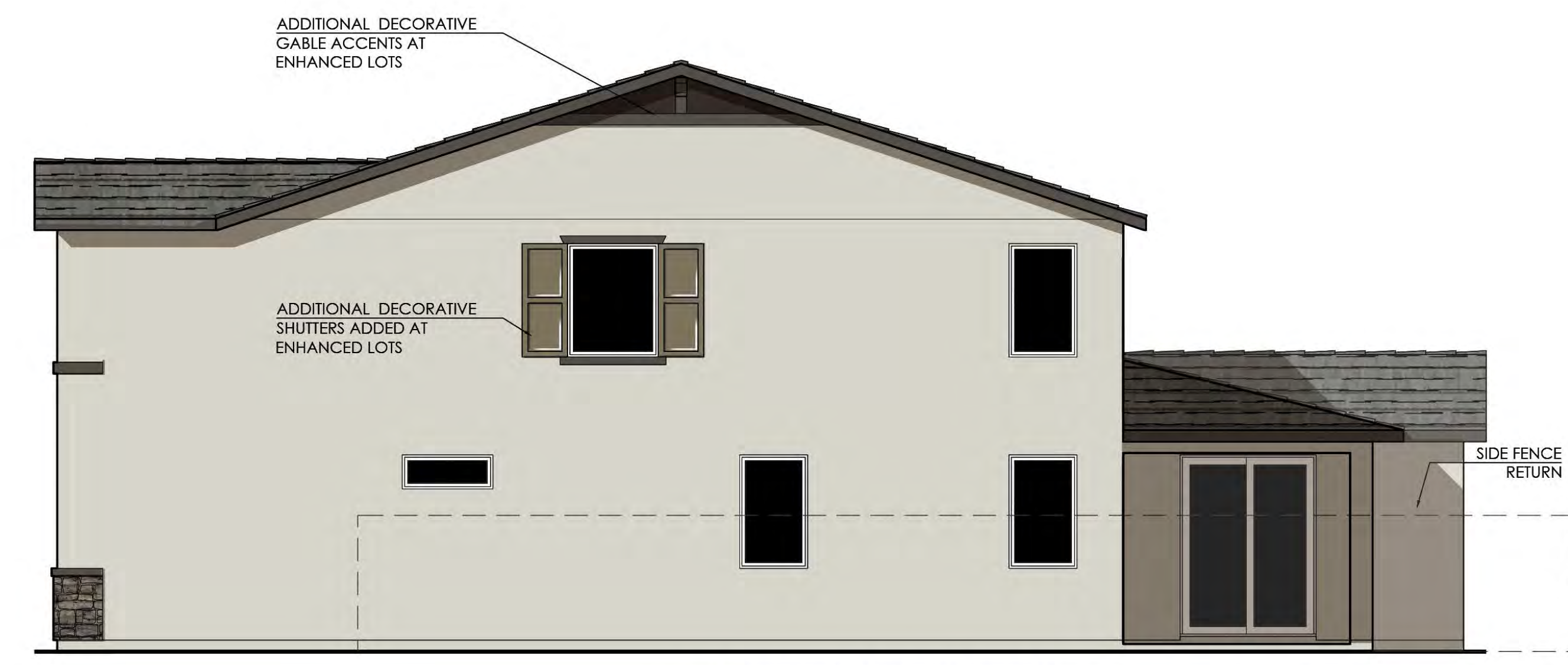
Rear Elevation



Right Elevation



Enhanced Rear Elevation
with Optional Covered Patio



Enhanced Right Elevation
with Optional Covered Patio



PLAN 2 (5535-1) ■ 3,520 SQ. FT.

CITRUS ESTATES (REDLANDS 38)

(c) Copyright 2021 PulteGroup, Inc. Note: Colors in this rendering may not be accurately represented due to printing. Please refer to the actual paint chips in the DR package.

September 22, 2021

ELEVATION 'C'



3A - SPANISH
Color Scheme 3



3C - Craftsman
Color Scheme 11



3B - Prairie
Color Scheme 5

T/O RIDGE
±25'-2"

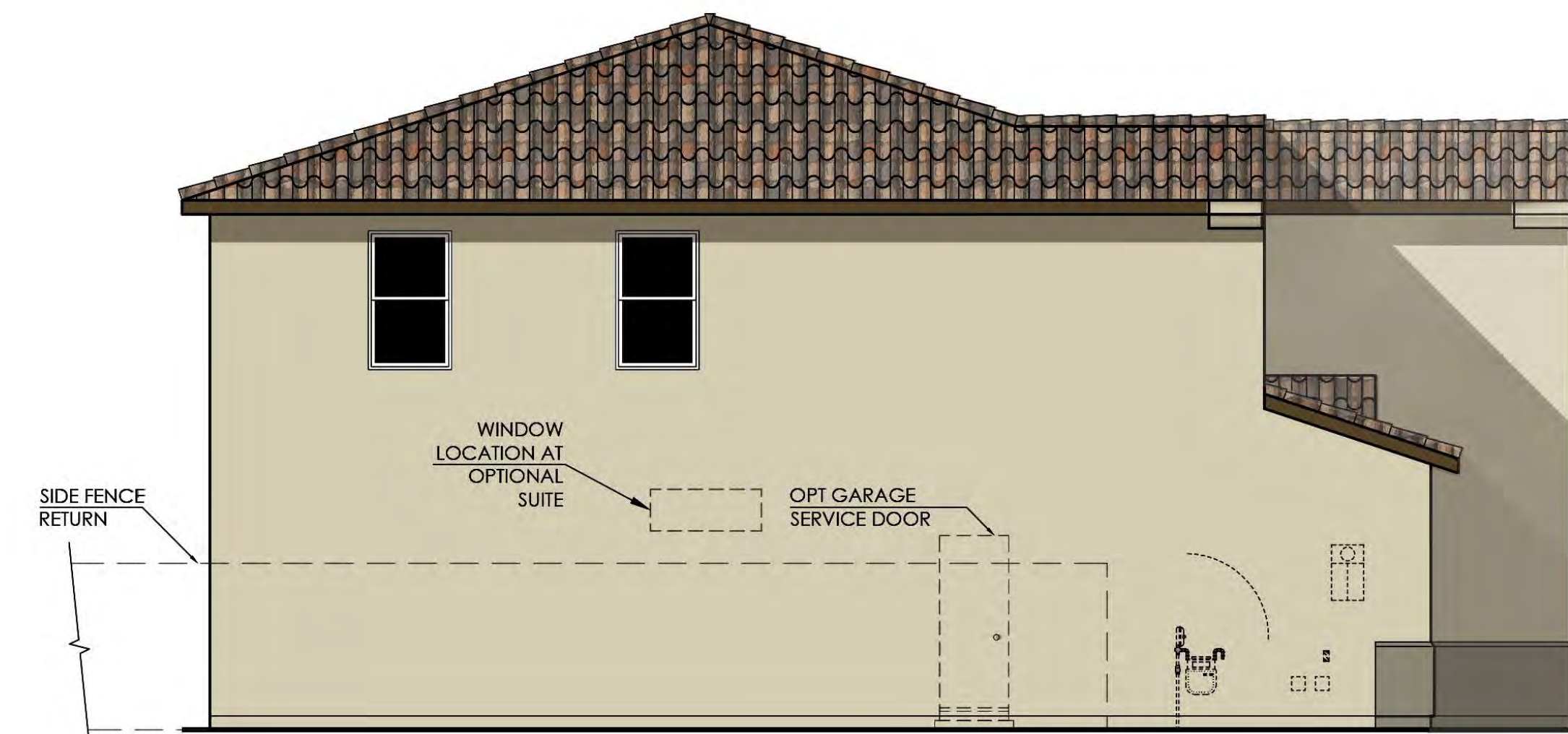
Exterior Materials

- A. STUCCO
- B. CONCRETE TILE ROOFING
- C. DECORATIVE SHUTTERS
- D. DECORATIVE GABLE ACCENTS
- E. STUCCO CORBEL EAVES
- F. OPTIONAL WINDOWS AT GARAGE DOOR
- G. STUCCO WINDOW TRIM
- H. STANDARD COACH LIGHT
- I. DISTINCT "A" ELEVATION GARAGE DOOR PATTERN
- J. DISTINCT "A" ELEVATION ENTRY DOOR
- K. DISTINCT "A" ELEVATION WINDOW GRIDS



Front Elevation 'A' - Spanish

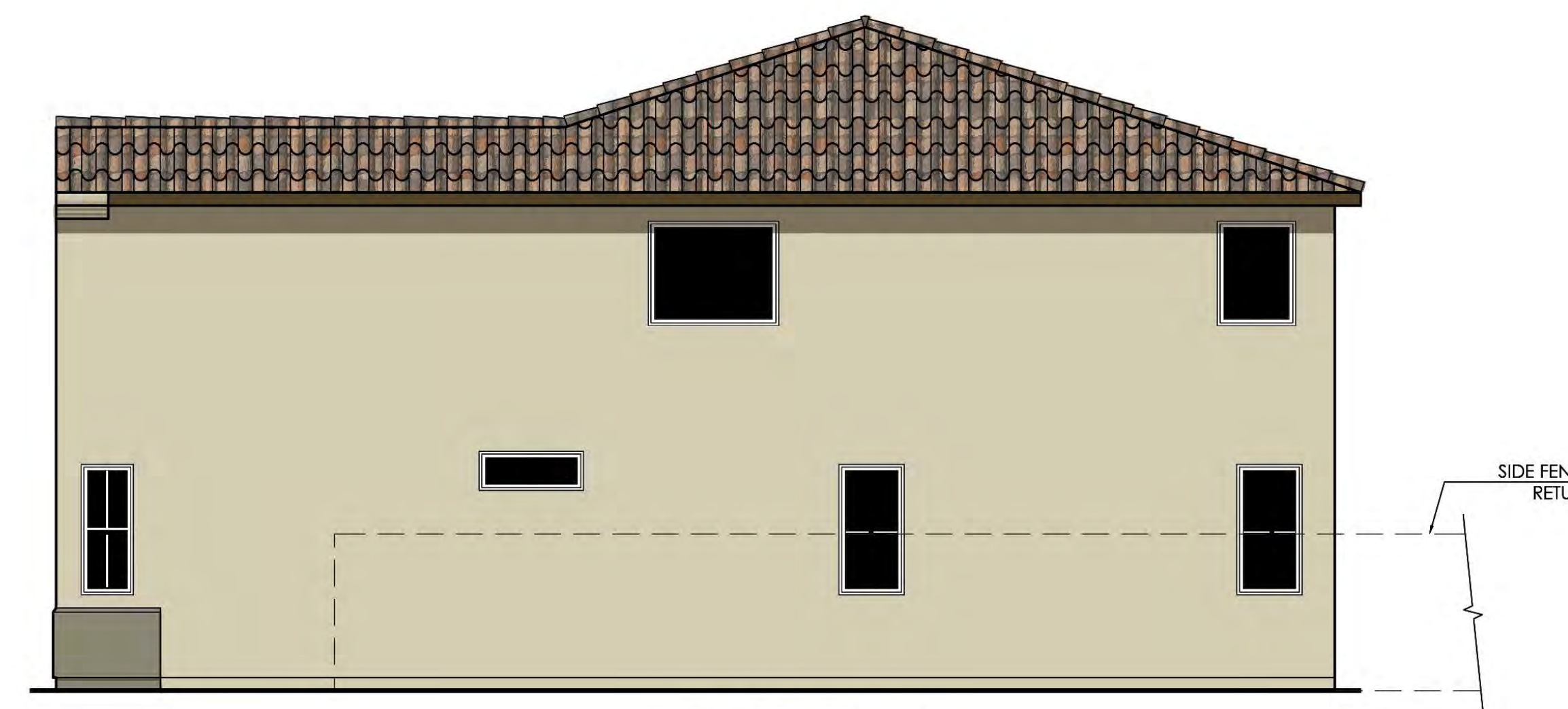
COLORS IN THIS RENDERING MAY NOT BE ACCURATELY REPRESENTED DUE TO PRINTING. PLEASE REFER TO THE ACTUAL PAINT CHIPS IN THE DR PACKAGE.



Left Elevation



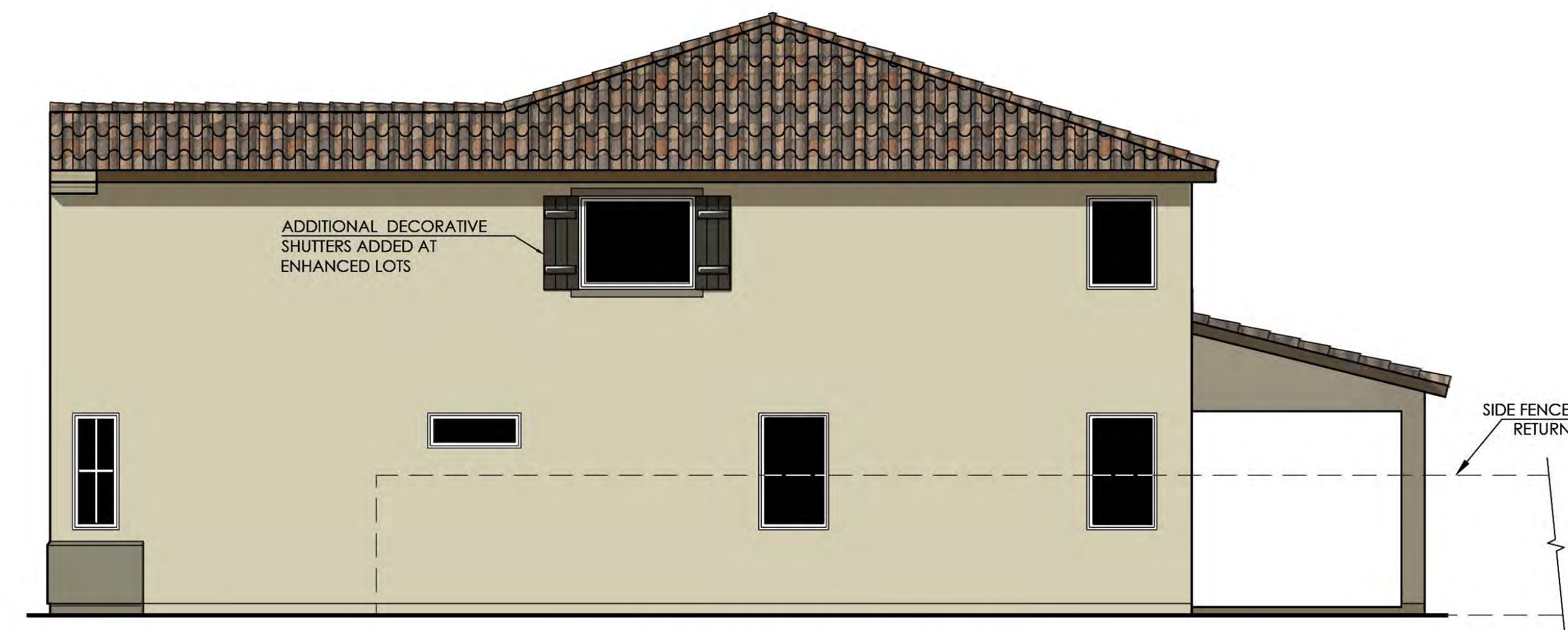
Rear Elevation



Right Elevation



Enhanced Rear Elevation with Optional Covered Patio



Enhanced Right Elevation with Optional Covered Patio



PLAN 3 (5537-1) ■ 3,699 SQ. FT.

CITRUS ESTATES (REDLANDS 38)

(c) Copyright 2021 PulteGroup, Inc. Note: Colors in this rendering may not be accurately represented due to printing. Please refer to the actual paint chips in the DR package.

September 22, 2021

ELEVATION 'A'

T/O RIDGE
+25'-2"

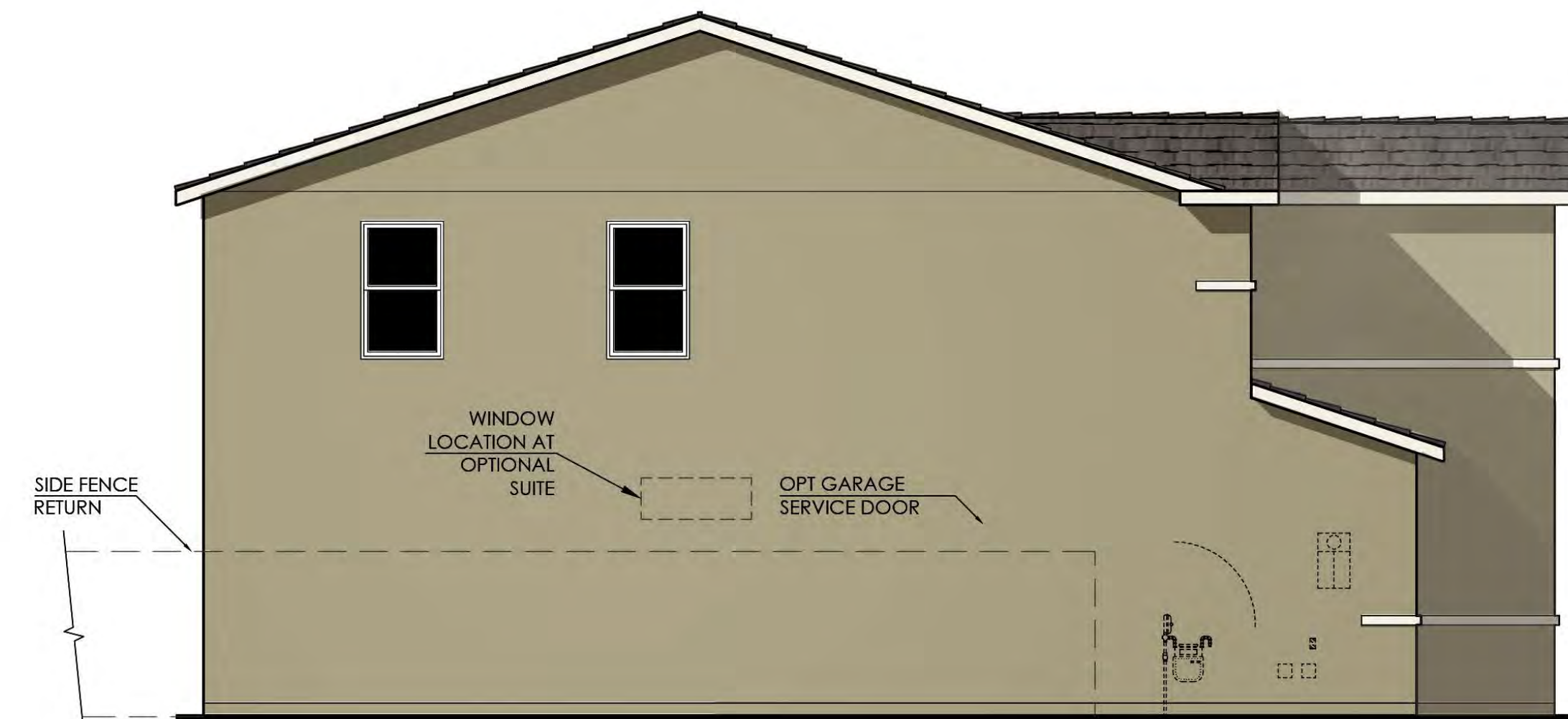
Exterior Materials

- A. STUCCO
- B. CONCRETE TILE ROOFING
- C. DECORATIVE SHUTTERS
- D. OPTIONAL WINDOWS AT GARAGE DOOR
- E. STUCCO WINDOW TRIM
- F. STANDARD COACH LIGHT
- G. DISTINCT "B" ELEVATION GARAGE DOOR PATTERN
- H. DISTINCT "B" ELEVATION ENTRY DOOR
- I. DISTINCT "B" ELEVATION WINDOW GRIDS

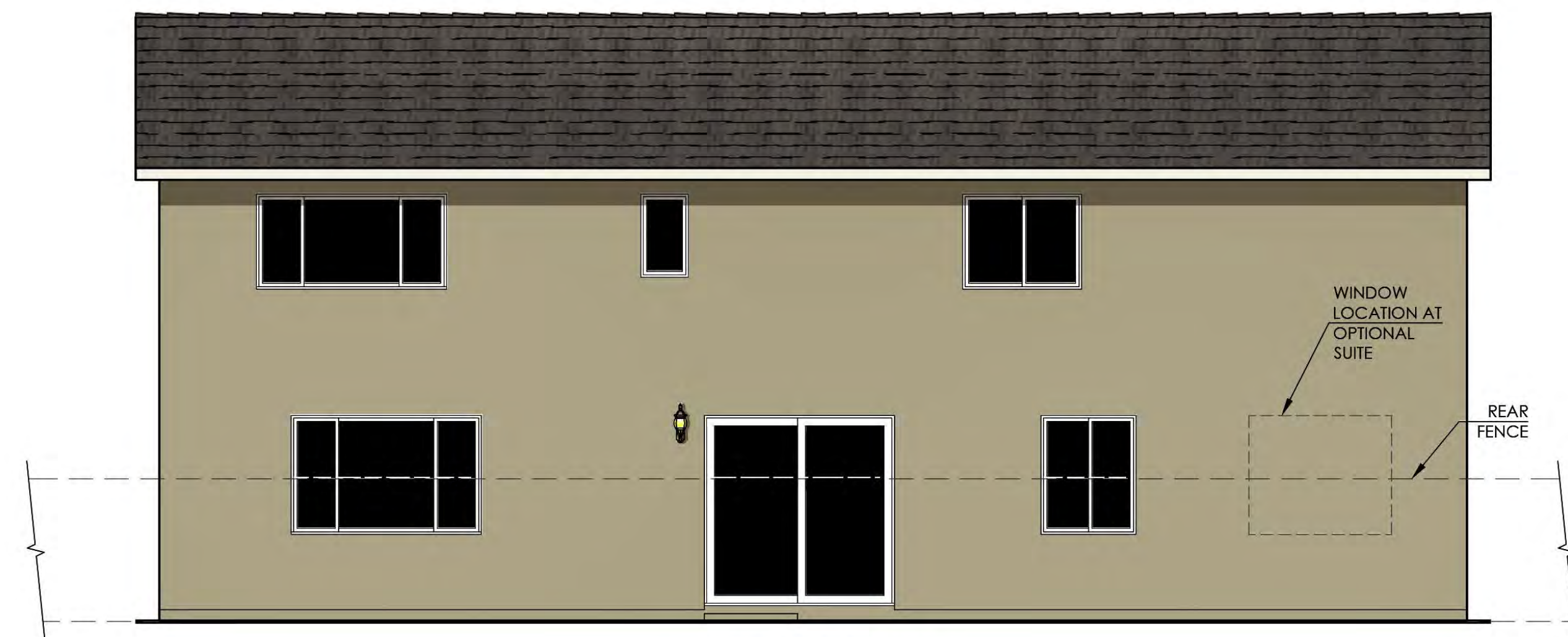


Front Elevation 'B' - Prairie

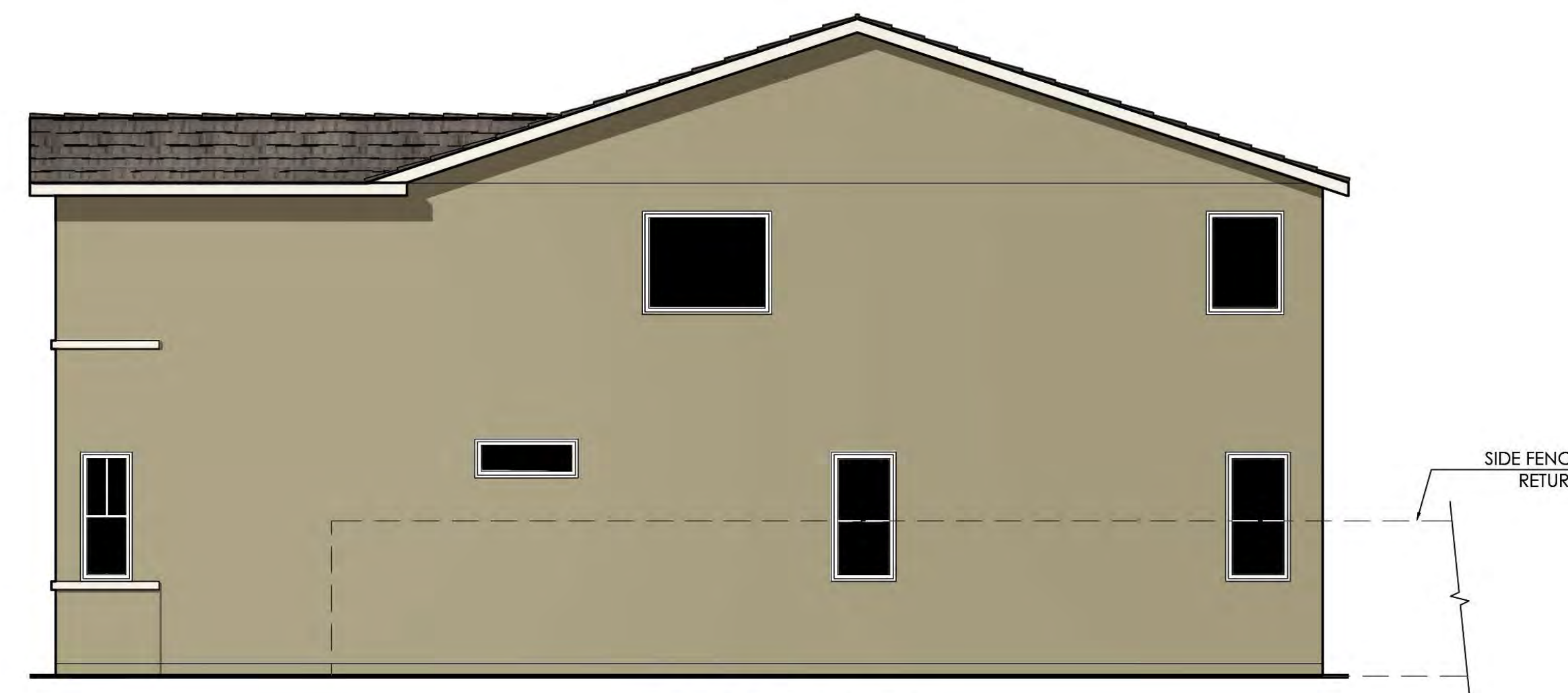
COLORS IN THIS RENDERING MAY NOT BE ACCURATELY REPRESENTED DUE TO PRINTING. PLEASE REFER TO THE ACTUAL PAINT CHIPS IN THE DR PACKAGE.



Left Elevation



Rear Elevation



Right Elevation



Enhanced Rear Elevation with Optional Covered Patio



Enhanced Right Elevation with Optional Covered Patio



PLAN 3 (5537-1) ■ 3,699 SQ. FT.

CITRUS ESTATES (REDLANDS 38)

ELEVATION 'B'

1/2 RIDGE
+25'-6"

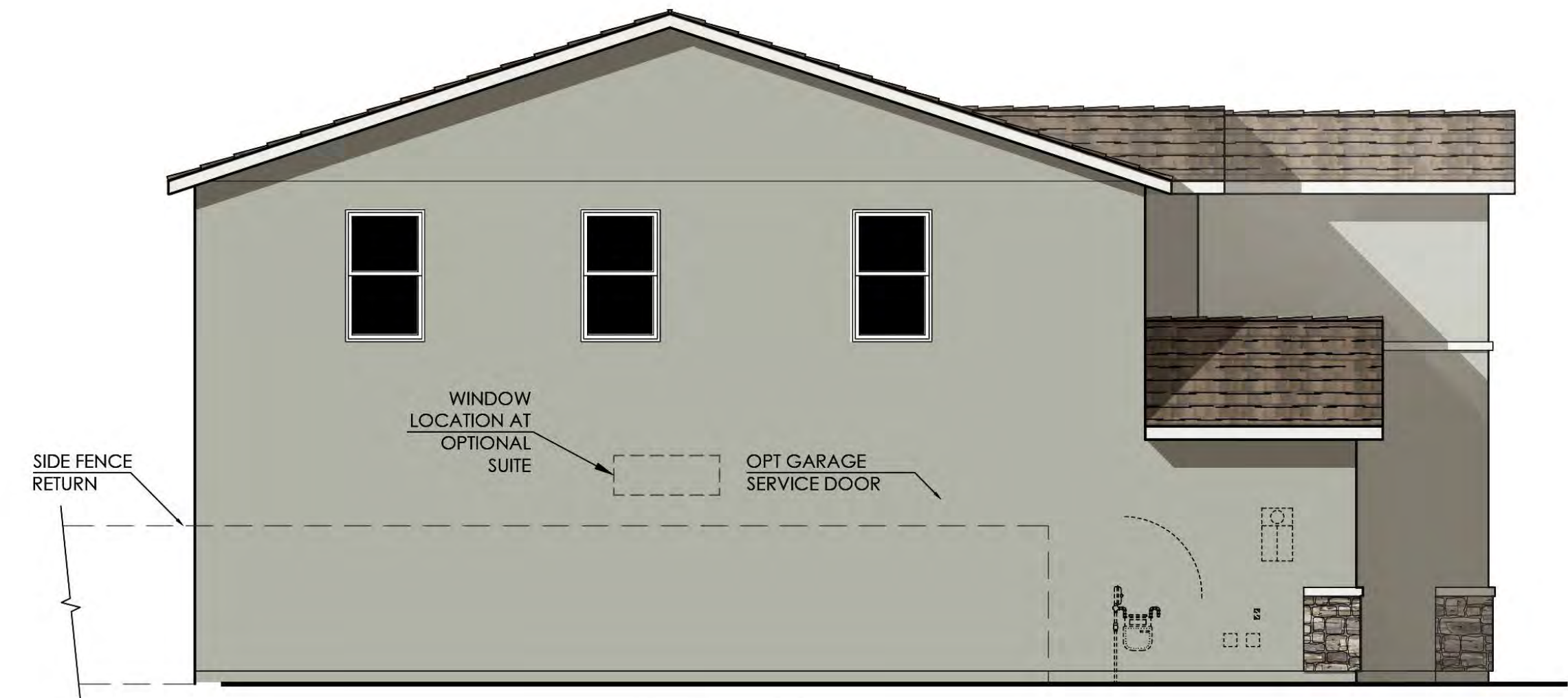
Exterior Materials

- A. STUCCO
- B. CONCRETE TILE ROOFING
- C. DECORATIVE SHUTTERS
- D. DECORATIVE GABLE ACCENTS
- E. WINDOWS AT GARAGE DOOR
- F. STUCCO WINDOW TRIM
- G. STANDARD COACH LIGHT
- H. DISTINCT "C" ELEVATION GARAGE DOOR PATTERN
- I. DISTINCT "C" ELEVATION ENTRY DOOR
- J. DISTINCT "C" ELEVATION WINDOW GRIDS



Front Elevation 'C' - Craftsman

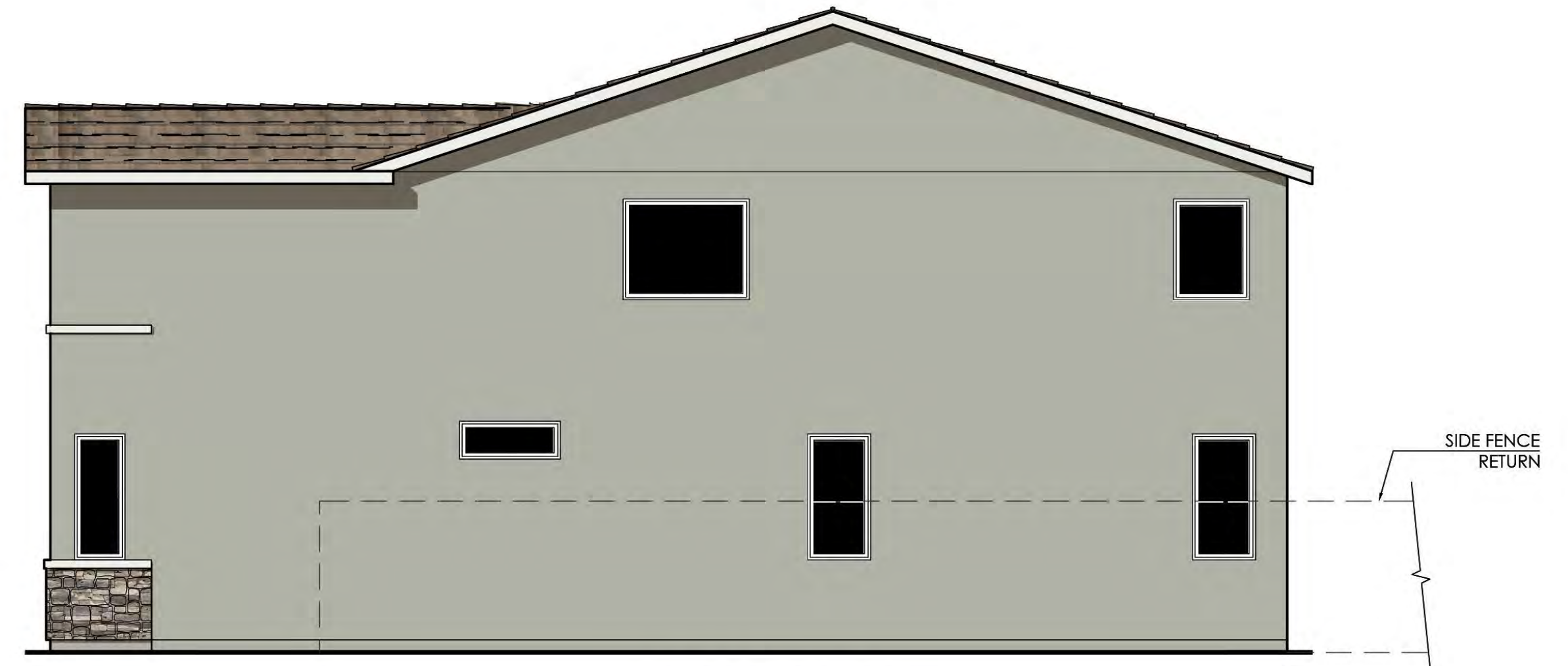
COLORS IN THIS RENDERING MAY NOT BE ACCURATELY REPRESENTED DUE TO PRINTING. PLEASE REFER TO THE ACTUAL PAINT CHIPS IN THE DR PACKAGE.



Left Elevation



Rear Elevation



Right Elevation



Enhanced Rear Elevation
with Optional Covered Patio



Enhanced Right Elevation
with Optional Covered Patio



PLAN 3 (5537-1) ■ 3,699 SQ. FT.

CITRUS ESTATES (REDLANDS 38)


ELEVATION 'C'



4A - SPANISH
Color Scheme 2



4C - Craftsman
Color Scheme 12



4B - Prairie
Color Scheme 8

T/O RIDGE
±25'-2"

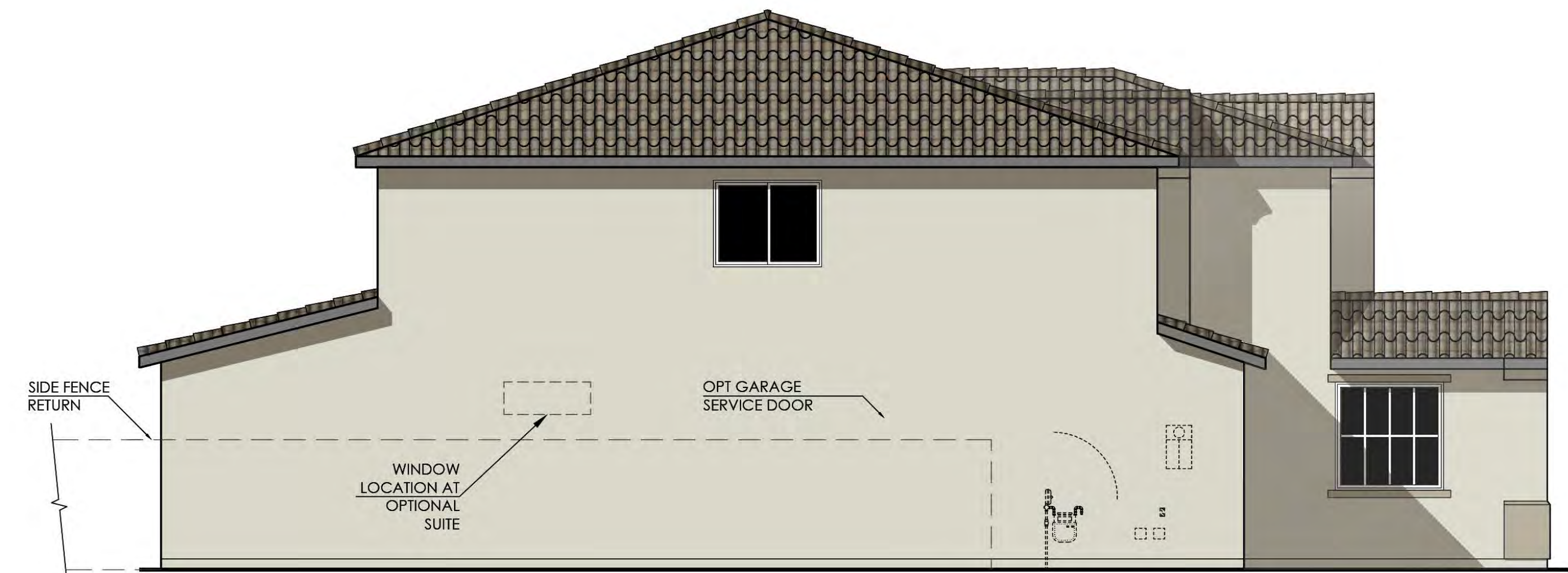
Exterior Materials

- A. STUCCO
- B. CONCRETE TILE ROOFING
- C. DECORATIVE SHUTTERS
- D. DECORATIVE GABLE ACCENTS
- E. STUCCO CORBEL EAVES
- F. OPTIONAL WINDOWS AT GARAGE DOOR
- G. STUCCO WINDOW TRIM
- H. STANDARD COACH LIGHT
- I. DISTINCT "A" ELEVATION GARAGE DOOR PATTERN
- J. DISTINCT "A" ELEVATION ENTRY DOOR
- K. DISTINCT "A" ELEVATION WINDOW GRIDS



Front Elevation 'A' - Spanish

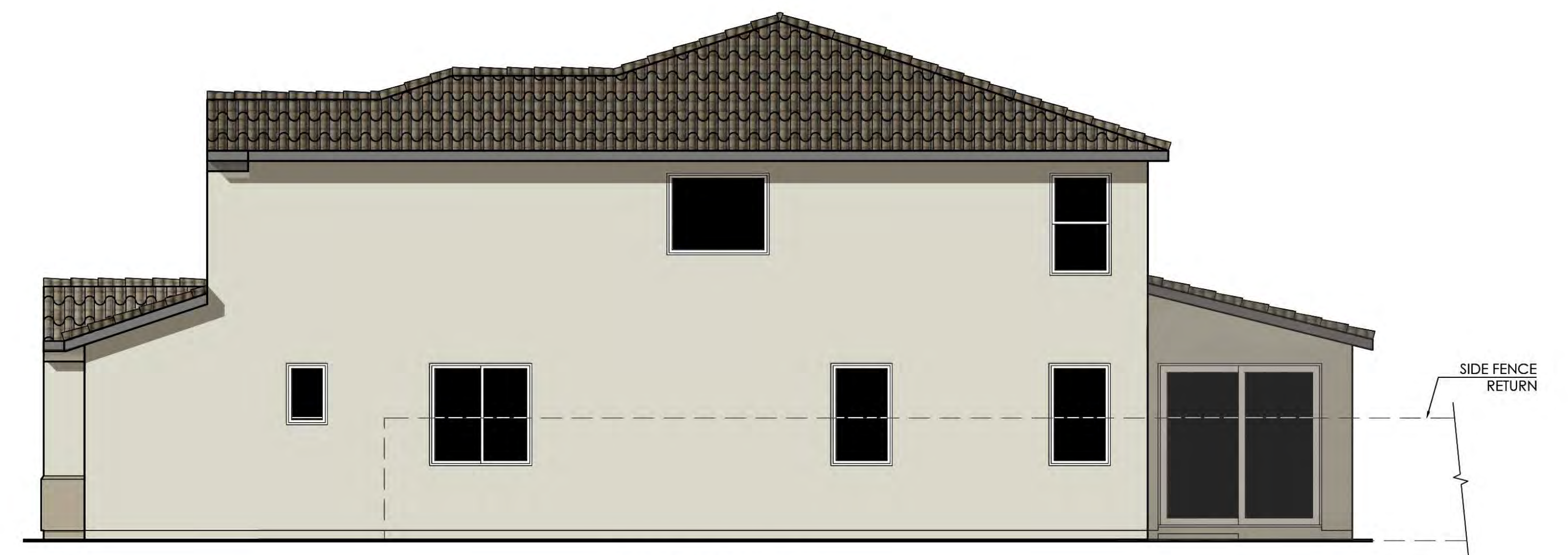
COLORS IN THIS RENDERING MAY NOT BE ACCURATELY REPRESENTED DUE TO PRINTING. PLEASE REFER TO THE ACTUAL PAINT CHIPS IN THE DR PACKAGE.



Left Elevation



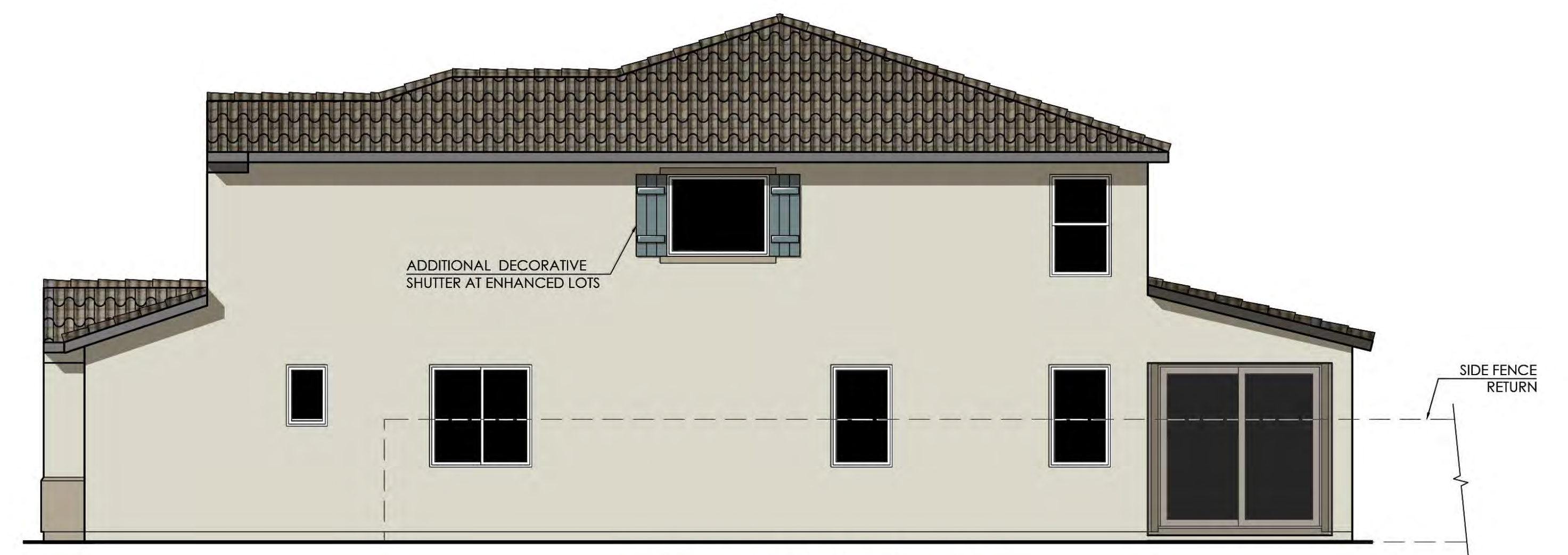
Rear Elevation



Right Elevation



Enhanced Rear Elevation
with Optional Covered Patio



Enhanced Right Elevation
with Optional Covered Patio



PLAN 4 (5539-1) ■ 3,961 SQ. FT.

CITRUS ESTATES (REDLANDS 38)

(c) Copyright 2021 PulteGroup, Inc. Note: Colors in this rendering may not be accurately represented due to printing. Please refer to the actual paint chips in the DR package.

September 22, 2021

ELEVATION 'A'

T/O RIDGE
+25'-2"

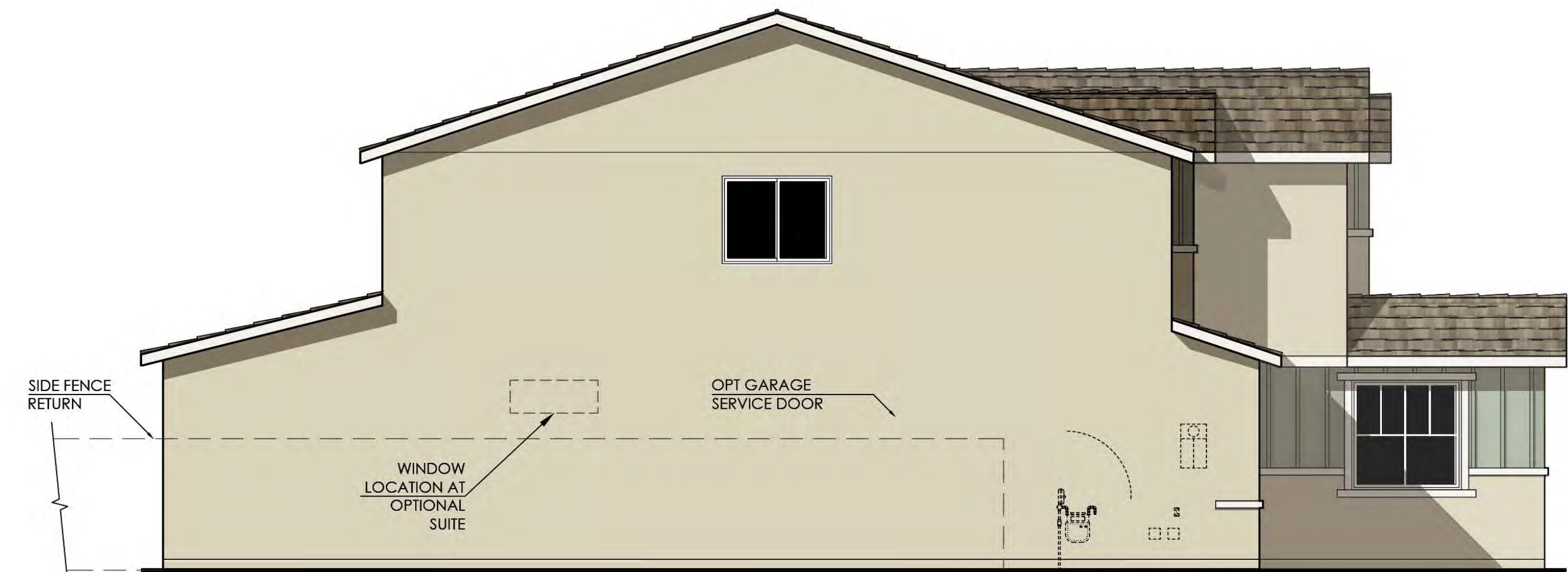
Exterior Materials

- A. STUCCO
- B. CONCRETE TILE ROOFING
- C. DECORATIVE SHUTTERS
- D. OPTIONAL WINDOWS AT GARAGE DOOR
- E. STUCCO WINDOW TRIM
- F. STANDARD COACH LIGHT
- G. DISTINCT 'B' ELEVATION GARAGE DOOR PATTERN
- H. DISTINCT 'B' ELEVATION ENTRY DOOR
- I. DISTINCT 'B' ELEVATION WINDOW GRIDS



Front Elevation 'B' - Prairie

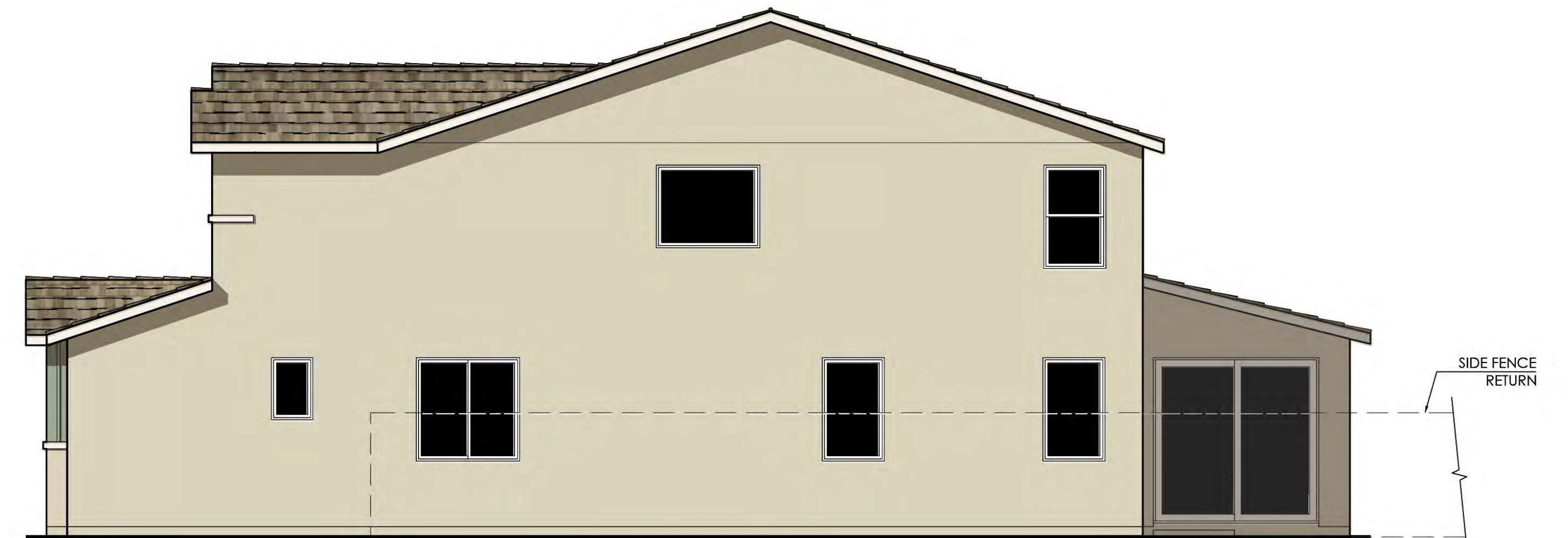
COLORS IN THIS RENDERING MAY NOT BE ACCURATELY REPRESENTED DUE TO PRINTING. PLEASE REFER TO THE ACTUAL PAINT CHIPS IN THE DR PACKAGE.



Left Elevation



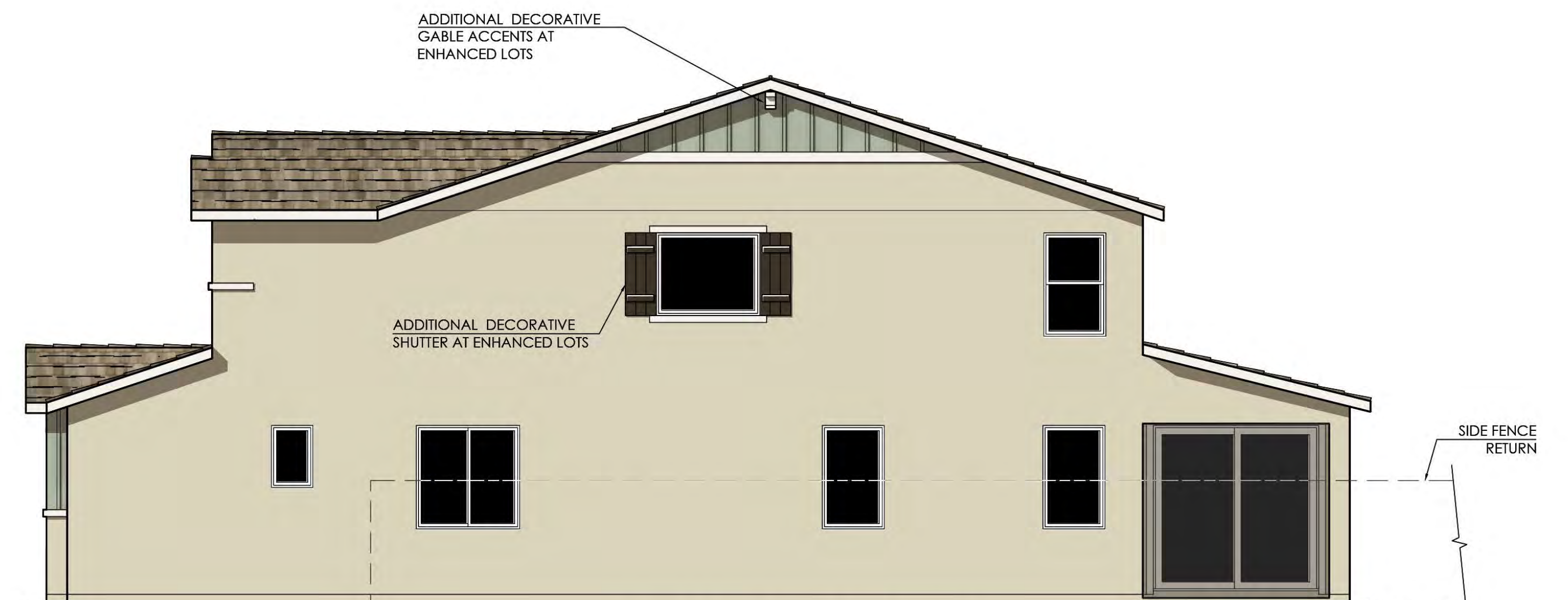
Rear Elevation



Right Elevation



Enhanced Rear Elevation
with Optional Covered Patio



Enhanced Right Elevation
with Optional Covered Patio



PLAN 4 (5539-1) ■ 3,961 SQ. FT.

CITRUS ESTATES (REDLANDS 38)

(c) Copyright 2021 PulteGroup, Inc. Note: Colors in this rendering may not be accurately represented due to printing. Please refer to the actual paint chips in the DR package.

September 22, 2021

ELEVATION 'B'

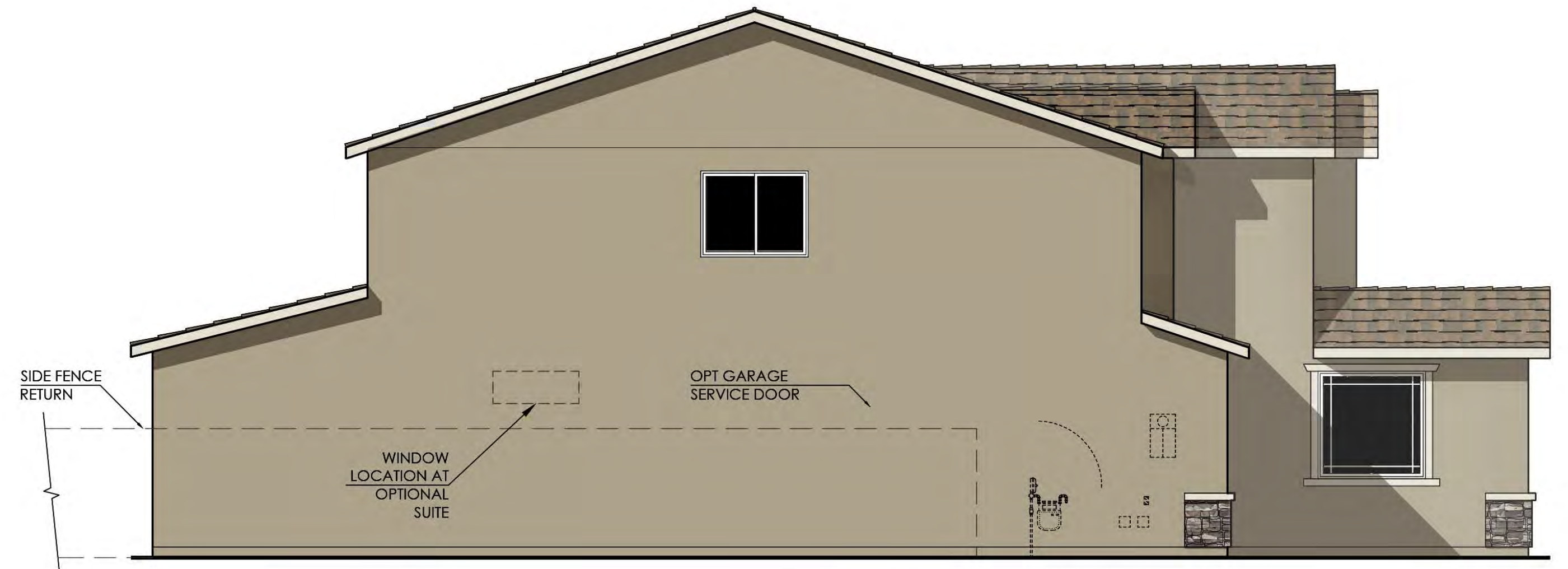
T/O RIDGE
+25'-0"
Exterior Materials

- A. STUCCO
- B. CONCRETE TILE ROOFING
- C. DECORATIVE SHUTTERS
- D. DECORATIVE GABLE ACCENTS
- E. WINDOWS AT GARAGE DOOR
- F. STUCCO WINDOW TRIM
- G. STANDARD COACH LIGHT
- H. DISTINCT "C" ELEVATION GARAGE DOOR PATTERN
- I. DISTINCT "C" ELEVATION ENTRY DOOR
- J. DISTINCT "C" ELEVATION WINDOW GRIDS



Front Elevation 'C' - Craftsman

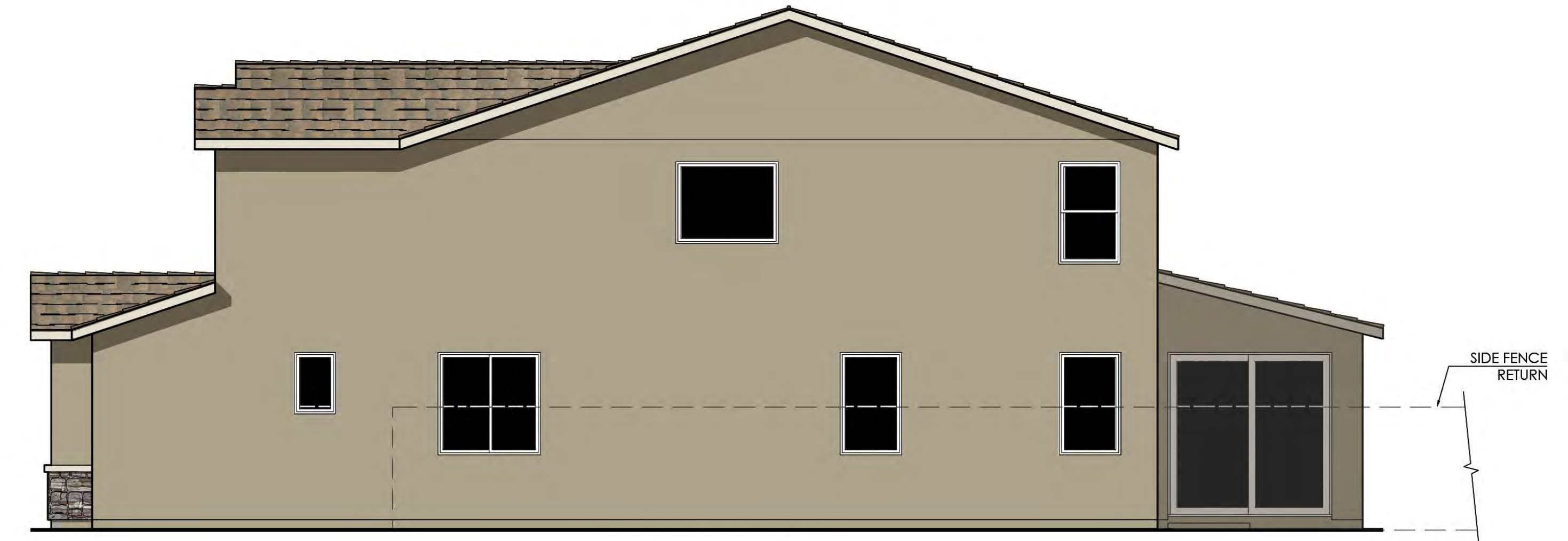
COLORS IN THIS RENDERING MAY NOT BE ACCURATELY REPRESENTED DUE TO PRINTING. PLEASE REFER TO THE ACTUAL PAINT CHIPS IN THE DR PACKAGE.



Left Elevation



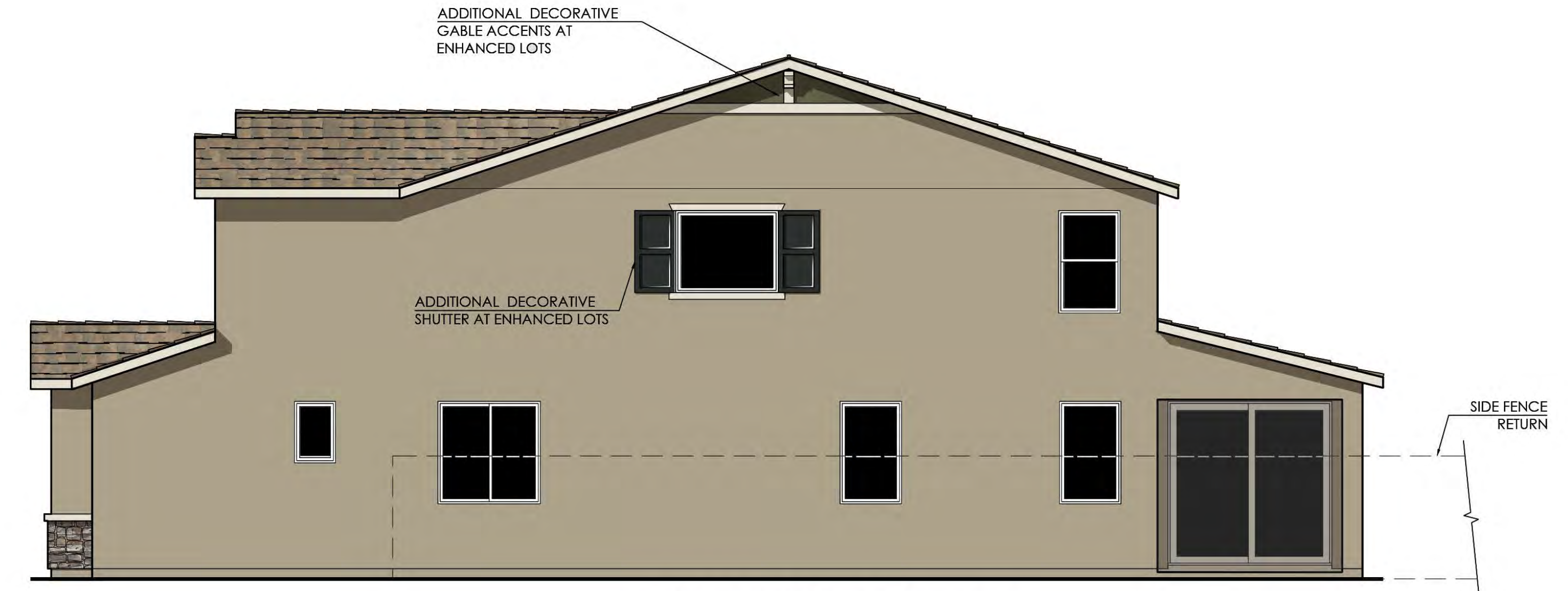
Rear Elevation



Right Elevation



Enhanced Rear Elevation with Optional Covered Patio



Enhanced Right Elevation with Optional Covered Patio



PLAN 4 (5539-1) ■ 3,961 SQ. FT.

CITRUS ESTATES (REDLANDS 38)

ELEVATION 'C'

38

(c) Copyright 2021 PulteGroup, Inc. Note: Colors in this rendering may not be accurately represented due to printing. Please refer to the actual paint chips in the DR package.

September 22, 2021